

Oral presentation about a book

COMMUNICATION

LEVEL
Intermediate

NUMBER
B2_1024X_EN

LANGUAGE
English





Goals

- Can give a short presentation about a book.
- Can express my opinion on books and reading habits clearly.






Giving a presentation about a book is a **balancing act**.



In a few minutes, you should be able to **summarise information, comment on the text, provide your opinion, and keep your audience engaged**.



Sounds tough, but don't worry!



Today you will practise skills to **master this art**.





Preview and warm-up

- During this lesson, you will learn and practise some of the skills you need to give an oral presentation about a book. Giving a presentation about a book requires both **good presentation skills** and **good notes about the book itself**.



Think about what book you would like to present. Activities throughout the lesson will relate to your book of choice and you will have time at the end to prepare and present.



Warm up questions

What is the latest book you have read?

Have you read a book you did not like?

Name a book you would recommend to a friend.

What is your all-time favourite book?

reading attitudes and habits

This **describes** your **relationship to reading**.

Reading habits refer to **where, when, and how much** you read.

Do you read whenever you get the chance? Or do you avoid it at all costs? Attitudes refer to your **feelings** about reading and books.



I'd describe my **reading habits** as average. I occasionally read a book on a long train ride.

reading for pleasure

Sometimes we **have to** read for work or school. This can be stressful. When you have the chance to read books you enjoy on your own time, you'd say you are **reading for pleasure**.



Now that exams are done, I am so excited to be able to **read for pleasure** at the beach all summer.

extensive reading

Extensive reading describes the act of reading a lot and exploring a topic, author, or genre **thoroughly**.



I have done **extensive reading** about local history and I am considered an expert now.



New words

voracious

He is a **voracious** reader. I never see him without a book!

thriller

My favourite type of book is a **thriller**. I love mysteries and trying to find out what happens next!

page turner

This book was a real **page turner**. You won't be able to put it down!

classics

People think the **classics** are dry and dull, but I disagree! You simply must read the novels of Charles Dickens, and you'll see how funny and thrilling they can be.

reluctant

She's kind of a **reluctant** reader. She would rather watch television or movies than read a book.

bookworm

I'm a **bookworm**. I love going to the library, picking out a huge stack of books, and spending all weekend with them.



Listen to Claire (your teacher) describe her reading habits, then answer the questions based on what you hear.

1. Claire would probably describe herself as...

- a. book lover b. voracious reader c. mystery fan d. all of the above

2. What is Claire's favourite genre of fiction?

- a. mystery b. classics c. science fiction d. memoir

3. What might Claire say about her friends?

- a. they are wild about classics b. they do not share her interests c. they are also voracious readers d. she does not have many friends

4. One reason that Claire enjoys reading is that...

- a. she always has a book with her b. it is an escape from regular life c. it is an inexpensive hobby d. she can read during her train ride



Book swaps

**Claire mentions that she swaps books with her friends.
Now she has asked you for a suggestion.
Complete the sentences below to talk about what you'd recommend.**



The book I would recommend is _____.

I would recommend this book because
_____.

The book is about _____.



Considering your own reading habits

Reflect on and discuss the following questions, sharing your answers out loud.



1 In a few words, describe Claire's reading habits.


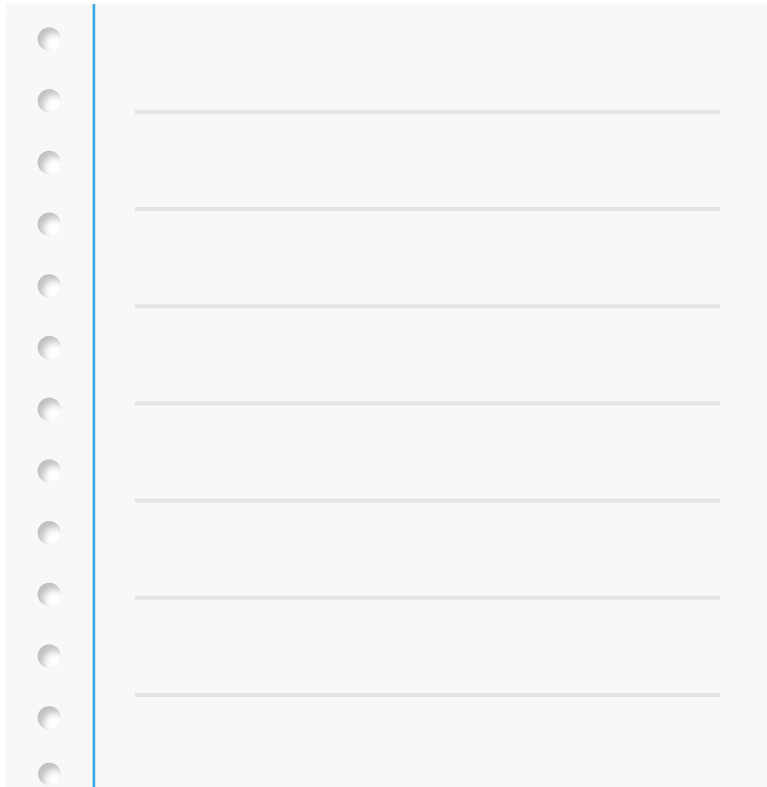
2 Do you consider yourself a reader? What kind of role do books play in your life?

3 Compare and contrast Claire's reading habits and your own.



Summarising your own reading habits

**Write notes about your reading habits and preferences.
You may want to incorporate them into your presentation about a book
at the end of the lesson.**



organising a presentation about a book

How do you give a good presentation about a book?

First we will explore **organisation**.

Planning the **structure and flow** of your presentation is essential, as you will generally have a **time limit** to your presentation.



Using note cards is one way to **organise** your ideas for a presentation.

sharing information about the plot and characters

First, you'll want to write notes about the book's plot. It may be helpful to **map out** or **outline** the structure of the book.

Ask yourself:

What is the setting?

Who are the most important characters?

What is the conflict?

How is it resolved?



Giving a presentation from notes instead of reading a full text makes a more exciting presentation. Start practising by mapping the structure of the book, as you did with short stories and myths in earlier lessons.

theme

genre

Mentioning a book's **genre** and **important themes** is a helpful way to orient your audience to a book. A **genre** is the **particular type or category** of literature.

A book's **themes** are the **main subjects that are discussed**. Themes are the subjects or issues that drive the plot in a piece of writing. Themes tend to be **broader** and are often **universal topics** such as relationships, family, or romance.



Frankenstein is considered to be an example of the science fiction **genre**, because it explores the terrible consequences of possible scientific advancement.



Frankenstein deals with **themes** such as humanity's pride, scientific exploration and its limits, and good versus evil.

highlight (noun/verb)

Another way to think about presenting the plot of a book is to think about the **highlights**. What are the most exciting and important events in the book?

As a presenter you can **highlight** these exciting and important points. Focusing on the essential parts of the story will keep your audience engaged.



Highlights of Frankenstein by Mary Shelley: we meet Dr. Frankenstein in the Arctic; we learn that he is a scientist; he had attempted to create human life from body parts; he creates a monster, who horrifies him.



What actions or events would you **highlight** from a book you've read?



Language to discuss setting, plot, theme, and genre



The novel **takes place** in 19th century rural Britain, in a gloomy and dismal winter.

At first, the protagonist lives in an orphanage school, but soon, she is offered a job as a governess to a rich family.



The story **explores** themes such as independence, the need for connection, and faith.

While not fitting in a particular **genre**, this book **is considered** a classic 19th century British novel.





Getting information from a book report

Do you like scary stories? If so, you can thank Mary Shelly and her novel Frankenstein. Frankenstein was published in 1818 and is considered to be a **masterpiece** of early science fiction writing. The book tells the story of Dr Victor Frankenstein and the creature he creates. The story begins in the Arctic, where we meet Victor as he travels by sledge. In a series of conversations with a fellow Arctic explorer, Victor reveals his tragic story.

First, we learn that Victor had a lovely childhood. The story **portrays** his youth as enjoyable and full of love and dear friends. Next, Victor describes his time at university. While there, he became **obsessed** with learning the secret of life. He stayed up late trying to create a new life form from old body parts. One night, his experiment finally works. A creature comes to life, but Victor finds him **horrifying**. He calls him a monster and runs away.

Thus a long and **tragic** chase begins. The monster kills people that Victor loves in order to get his creator's attention. He begs Victor to make a partner for him, because he is so lonely.

Read the information above.

What do you learn about the book, its plot, characters, themes, and genre?



Read the information about *Frankenstein* on the previous slide and answer the questions.

1. In the novel, Frankenstein refers to the...

- a. scientist b. monster c. process by which the monster was made d. town where it takes place

2. All of the following are themes explored in the book **except**...

- a. the quest for scientific power b. the role of money in society c. relationships and loneliness d. humanity's drive to understand life

3. Victor makes his creation out of...

- a. metal b. animal bones c. paper and clay d. old body parts

4. Frankenstein represents which of the following genres?

- a. science fiction b. romance c. historical fiction d. dystopian




Describing the protagonist

Based on what you read in the previous slide, describe the protagonist of *Frankenstein*. Then describe the protagonist of a book you have read.

Discuss why they are the novel's protagonist



Mention their characteristics and qualities



Frankenstein's protagonist is...

The protagonist in a book I have read is...



Match the titles to the text pieces that fit best

1. themes

2. genre

3. highlights of the plot

4. setting

A

historical, fiction, classic literature

B

primarily Moscow and St. Petersburg during the early 19th century; most of the novel takes place in the homes and estates of wealthy Russians.

C

Anna meets Count Vronksy, and experiences an instant connection; Anna decides to leave her husband, Karenin; Anna discovers that she is expecting a child

D

romance (two relationships are the main conflict in the book), human nature, the desire for passion, society and its judgement, women's role in society



Describing the contents of a book you have read

Make notes on the setting, protagonist and main characters, and plot of a book you have enjoyed



She was a wealthy woman...



He was a carer and lived in...



Setting

Protagonist & main characters

Plot



Brainstorm

What themes are explored in a book you enjoy?
Provide examples for the themes you choose.
A few examples have been provided.



Themes

family relationships

love story

exploration

human nature



Publishing jargon

edit

Very few things are perfect on the first try. During the process of **editing** you greatly improve your final product.

proofread

Editing consists of **proofreading**, which means reading through and looking for any mistakes or areas to improve. When you **proofread**, you ask yourself, how does this sound?

revise

When you **revise**, you actually make the changes and updates to a text.

translate

To **translate** means to change words from one language to another. Sometimes it is helpful to **translate** a word or phrase to improve your understanding, but using online tools to translate big pieces of text sometimes results in poor writing!

giving your opinion

making a recommendation

You have given your audience information about the book and its content, you've discussed the characters and themes, now it is time to give your own **opinion**.

You'll want to indicate if you **recommend** this book to others. Also think about **who** might like the book you are discussing. What type of reader would enjoy it? Why?



On the whole, Dracula was a thrilling read. Although it begins somewhat slowly, by the time I finished, I was so curious about what would happen. The writing is a bit complex, but the story will hook you!



I would **recommend** this book to anyone who likes mysteries with really likable characters. If you like fantasy novels about elves and dragons, then you will love this book!



Sharing opinion and recommendations



I **appreciated** the beautiful prose and the unique characters. Anyone who loves good writing will like this book.

I **felt** that the dialogue was weak and the characters were unrealistic. I did not enjoy this book.



If you enjoy family dramas with **unexpected twists**, you will love this novel.

I **would recommend** this novel to fans of the fantasy genre.





Proofread, revise, and improve

I generally like reading. I like reading historical novels most of all. I like them because give information about different periods of time. Normally, I read a book on the train to work in the morning I think this is a good way to relax before a busy work day. I like books set in Russia the best. This country very interesting to me. I have just finish reading Anna Karenina. It was very long very good. I would recommend this book to anyone who is fascinated by people's relationships. It takes place faraway and long ago, but people's behaviours and desires are very relevant to us today.

First, proofread the text. What grammatical mistakes do you notice? How can you improve it? Where could you make the writing more interesting and varied? Revise the text and share your improvements.



Based on the notes below, present an opinion and recommendation about the book

Liked: depiction of Anna's emotions, minor characters, beautiful details and descriptions.

At first, reading it felt like homework! Later, very interesting and thrilling.

Author wrote very believable and sympathetic characters.

Disliked: some parts were boring! Long scenes about rich people at a party. Old-fashioned dialogue.

Who would like this book? History lovers, people who enjoy classics, people interested in Russia.

Would only change a little bit—I wish that the language was easier to understand.



Give your opinion

Think of a book you've read and make notes about your opinion.
Give reasons for your perspective.
Share ideas about who you might recommend the book to and why.



opinion on the
book

reasons for my
opinion

Who would I
recommend it
to?

Why?

variety

phrases

Having **variety** in your vocabulary and sentence structure keeps your audience interested. This means finding new ways to express ideas and not repeating the same words over and over.

Using a wide range of **phrases** means finding new ways to say things.



Try to add **variety** to your sentences.



Using interesting **phrases** is like adding flavour to your presentation. It makes it memorable!

reference

illustrate

To **reference** means to **bring up** or **mention something** in speech or writing. When giving a presentation about a book, you might **reference** a quote or scene from the novel, another work by the author, or some information about the author.

Referencing the book or other works can **directly** help you back up your arguments.



This quote really **illustrates** the relationship between Victor and the Monster. It perfectly summarises what they think of each other.



I'd like to **reference** the scene in which Frankenstein meets the monster face-to-face. Their conversation is an important moment in the story.

plagiarise

eye contact

When you **copy** somebody else's words and use them as your own, it is called **plagiarising**. Plagiarising should be **avoided**.

Instead of looking down at your notes, looking up and making eye contact with your audience shows **confidence** and makes it easier for people to focus on your discussion.



Plagiarising is copying someone's work! Make sure you say whose idea, words, or facts you are using.



When presenting, take a pause every few moments. Look up and make **eye contact** with your audience. If you feel nervous, smile and take another deep breath.

bullet points

You need some notes to help you stay on track!

- **Bullet points** are a handy way to organise your idea.
- They provide a visual cue for the flow of your presentation.
 - They should express the main idea only.
 - When you present, you fill in missing language.



Instead of reading from a big block of text, make your presentation exciting but organised by using **bullet points** to guide your talk.

source of material

The **source of material** that you use in a book presentation may range from simply the book itself, to a biography about the author, to a book review, to an article about the historical context. Be sure to **cite**—mention in the text—if you are using information from a source.



Newspapers and magazines are a great **source of material** for book reviews and interviews with authors.

putting it all together

In a nutshell, giving a good presentation is a **balancing act**.

You can improve your presentation with the following strategies:

- **Take notes** and **organise** the structure for your presentation.
- Take time to **reflect** on the **book's content**, characters, and your opinion.
 - Make notes using **bullet points** to organise your thoughts.
 - **Practise!**



Practise your presentation alone or with others.



Planning your oral presentation about a book

introduction

setting

plot highlights

protagonist

themes

genre

personal opinion and
reasons for it

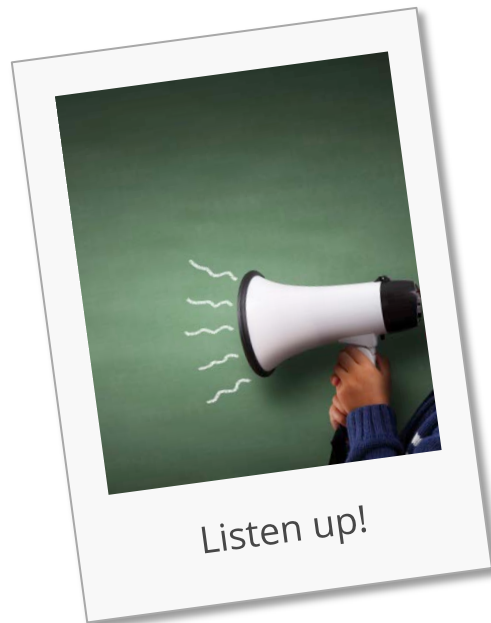
recommendations

concluding remark



Giving a presentation about a book

You will now have some time to prepare a short presentation about a book. If you have been following along during the lesson, you should have already taken notes about the plot, characters, and theme of a book you have read.



1

Structure your presentation. What information do you want to share and how will you organise it?

2

Write and organise your notes on the book.

3

Present your book to your class. You will have 5-10 minutes to do so.



Reflect on the goals

Go back to the second slide of the lesson and check if you have achieved all the goals of the lesson.

yes

no







Reflect on this lesson

Think about everything you have seen in this lesson.
What were the most difficult activities or words? The easiest?









If you have time, go over
the most difficult slides again



Answer key

Exercise p. 10
1d, 2a, 3c, 4b

Exercise p. 20
1a, 2b, 3d, 4a

Exercise p. 22
1d, 2a, 3c, 4b

Exercise p. 28

Grammatical mistakes

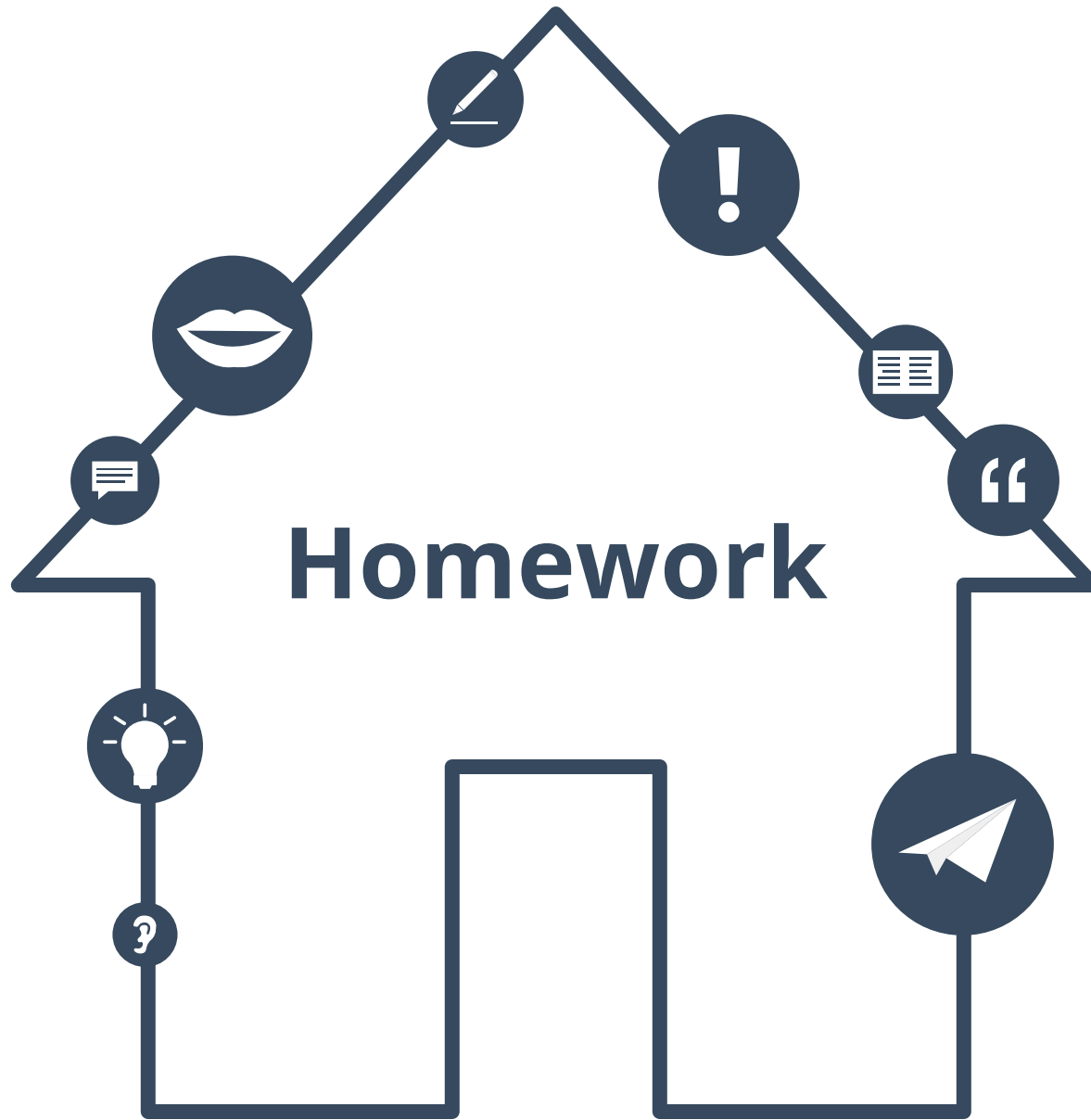
Normally, I read a book on the train to work in the morning **because/and** I think this is a good way to relax before a busy work day.
The country **is** very interesting to me.
I have just **finished** reading Anna Karenina.
It was very long **and** very good.



Transcription

I'm a bit of a bookworm. I always have a book with me, and usually read during my lunch break at work. It's my favourite way to escape my everyday routine. I like all kinds of books, but I prefer mysteries and thrillers most of all. I love feeling breathless and wondering what will happen next! I read a lot of current authors, but I also like some classics. Of course, Sherlock Holmes is great for a mystery lover like me, but I also go for books by Jane Austen. She describes a different kind of mystery—people's feelings! Most of my girlfriends also read extensively, so we swap books and make suggestions for each other. I can't imagine a world without books—I can hardly imagine an afternoon without books!

Exercise p. 10





Find best definition for the vocabulary words below

1. To edit means...

a. Is an important presentation skill. It simply means looking at your audience.

2. A source of material is...

b. mention something in a written or oral presentation

3. Reading for pleasure...

c. a place where you get information

4. Proofreading means...

d. means enjoying a book in your free time.

5. Eye contact...

e. improve a written document

6. Translating a document means...

f. reviewing something written to check for mistakes

7. To make a reference means to...

g. changing it from one language to another



An even shorter presentation

Sometimes less is more! Imagine you have just two minutes to discuss a book you like. Pick another book you've read and address the topics below. Practise giving your presentation. Time yourself to see if you can stay within the two minute limit!

1. Title, author, and genre
2. Brief summary of the plot
3. Description of the protagonist
4. Important themes
5. Your own opinion



Homework answer key

Exercise p. 44
1e, 2c, 3d, 4f, 5a, 6g, 7b

