


Introduce yourself!

VOCABULARY

LEVEL	NUMBER	LANGUAGE
Beginner	A1_1011V_EN	English



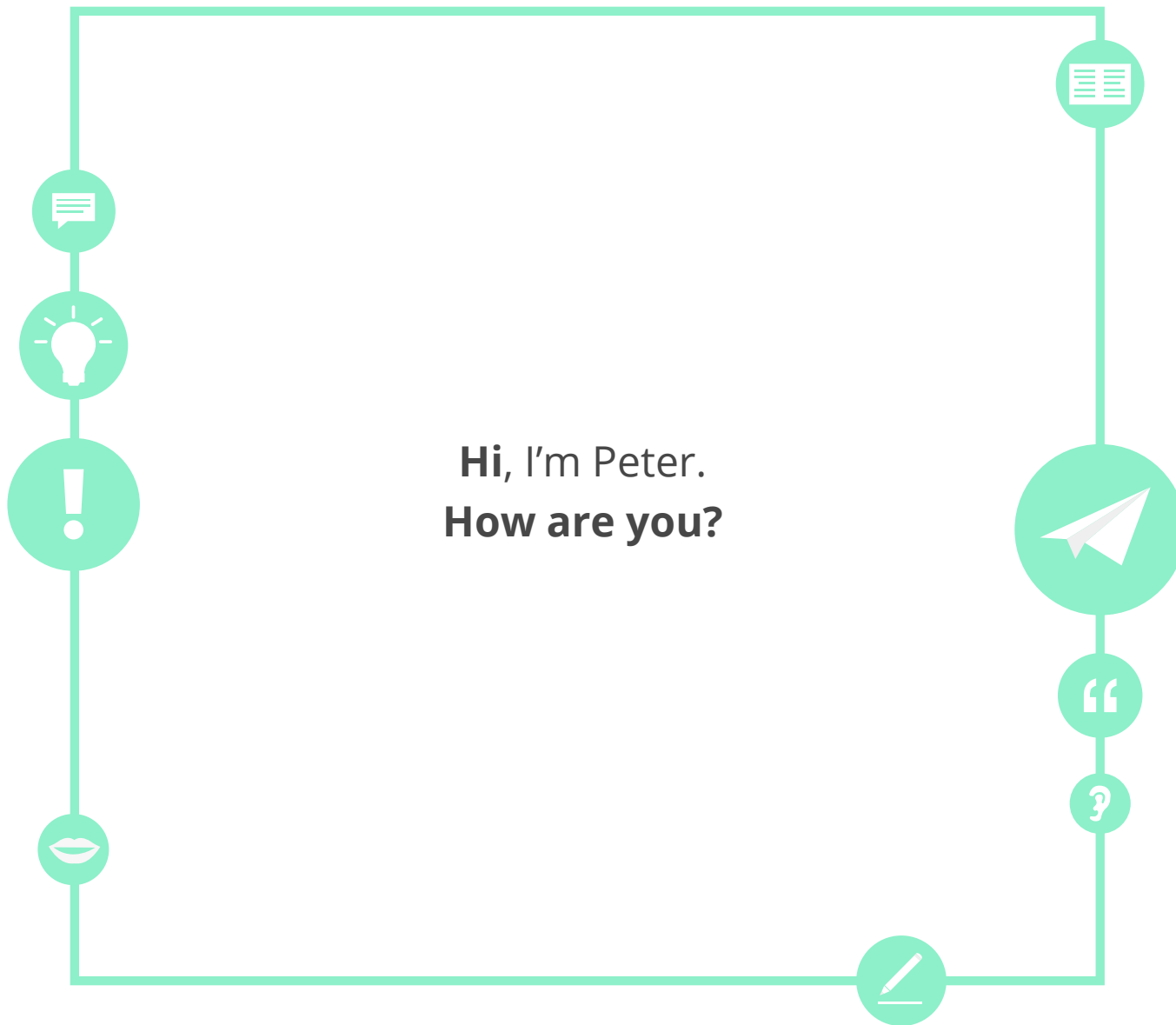


Goals

- Can say 'hello' and 'goodbye' and ask how someone is.
- Can introduce myself, say how I am and where I'm from.



Hi, I'm Peter.
How are you?



Hello!



Hello! Nice to meet you.

Hi! My name is...



Hi! My name is **Peter**. What's your name?

What is your name?




I'm Jessica. **What is your name?**

How are you?



How are you? I'm doing fine.

I'm fine.



I'm fine, thank you.



Introductions



Hello! **What is your name?**

Hi! **I'm Paula.**





Introduce yourself



Hello. My name is Emily. **What is your name?**

I'm Ken. **Nice to meet you.**



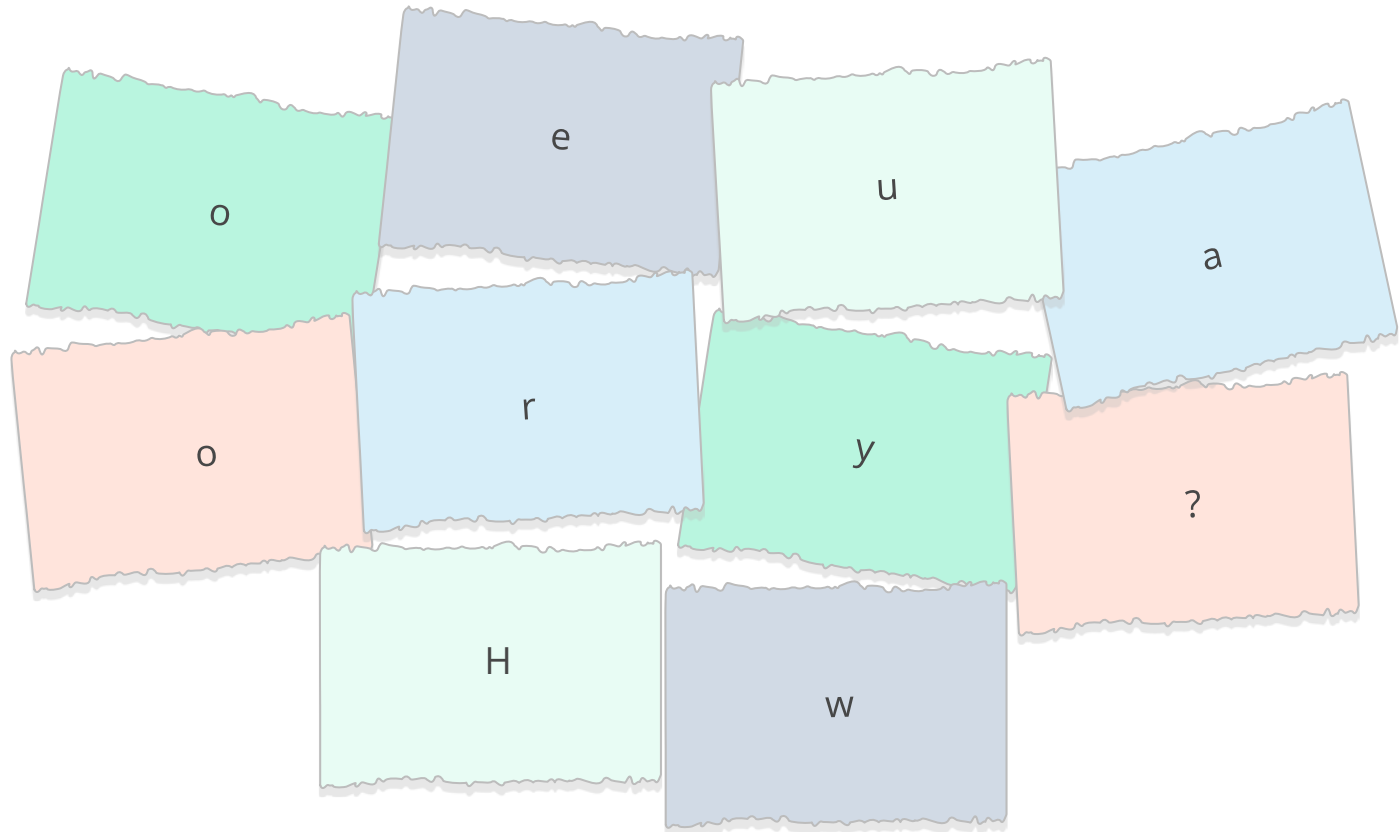
How are you?

I'm fine, thanks.





Can you make a three-word sentence with these letters?





Choose the correct answer

1. How _____ you?
2. What is your _____ ?
3. Who _____ you?
4. What is her _____ ?
5. My _____ is Maria.



name

are



Complete the dialogue



Hi! What is _____ name?

I'm Cory. How _____ you?

Nice to meet you, Jenny. Bye!

My _____ is Jenny. And you?

I'm _____ , thanks.

yes



Yes, we're fine!

no



No, I'm not fine.

This is...



This is Caroline. She's my friend.



Introductions



Yes, I'm Peter.



This is Eva.



Introduce yourself



My name is Brona. **Nice to meet you.**

This is Marco. He's my friend.



Yes, I am happy!

No, I'm not happy.





Find the opposite



yes

≠





Choose the correct option

1. _____ is my sister.

- a. Her
- b. This
- c. These

2. _____ are you?

- a. Hi
- b. Fine
- c. How



Introduce yourself



Introduce yourself to a classmate.

Use **words** and **phrases** from this lesson.

Where are you from?



Nice to meet you. **Where are you from?**

I'm from...



I'm from Japan.

Goodbye!



Goodbye! See you soon.

Bye!



Bye! See you later!



Where are you from?



I'm from a big city.

I'm from the countryside.





Introduce yourself



Hello. **Where are you from?**

I'm from **Brazil**. And you?



I'm from **Mexico**.

Goodbye! See you soon.





Complete the text



Hi! My _____ is Natalie. I'm from England. It's a country in the United Kingdom. Where _____ you from?

I'm doing fine today. _____ are you?





Complete the sentences



1. Hi! _____ Claire.
2. _____ are you?
3. I'm _____ .
4. _____ are you from?
5. I'm _____ Canada.





I'm from...

Where are you from?
How are you?





Talk about yourself

All about us!

Ask someone two questions.

Share your answers with everyone.

My name is... I'm from... Where are you from? I'm from...



Reflect on the goals

Go back to the second slide of the lesson and check if you have achieved all the goals of the lesson.

yes

no







Reflect on this lesson

Think about everything you have seen in this lesson.
What were the most difficult activities or words? The easiest?









If you have time, go over
the most difficult slides again





Answer key

Exercise p.11
How are you?

Exercise p.12
1. are - 2. name

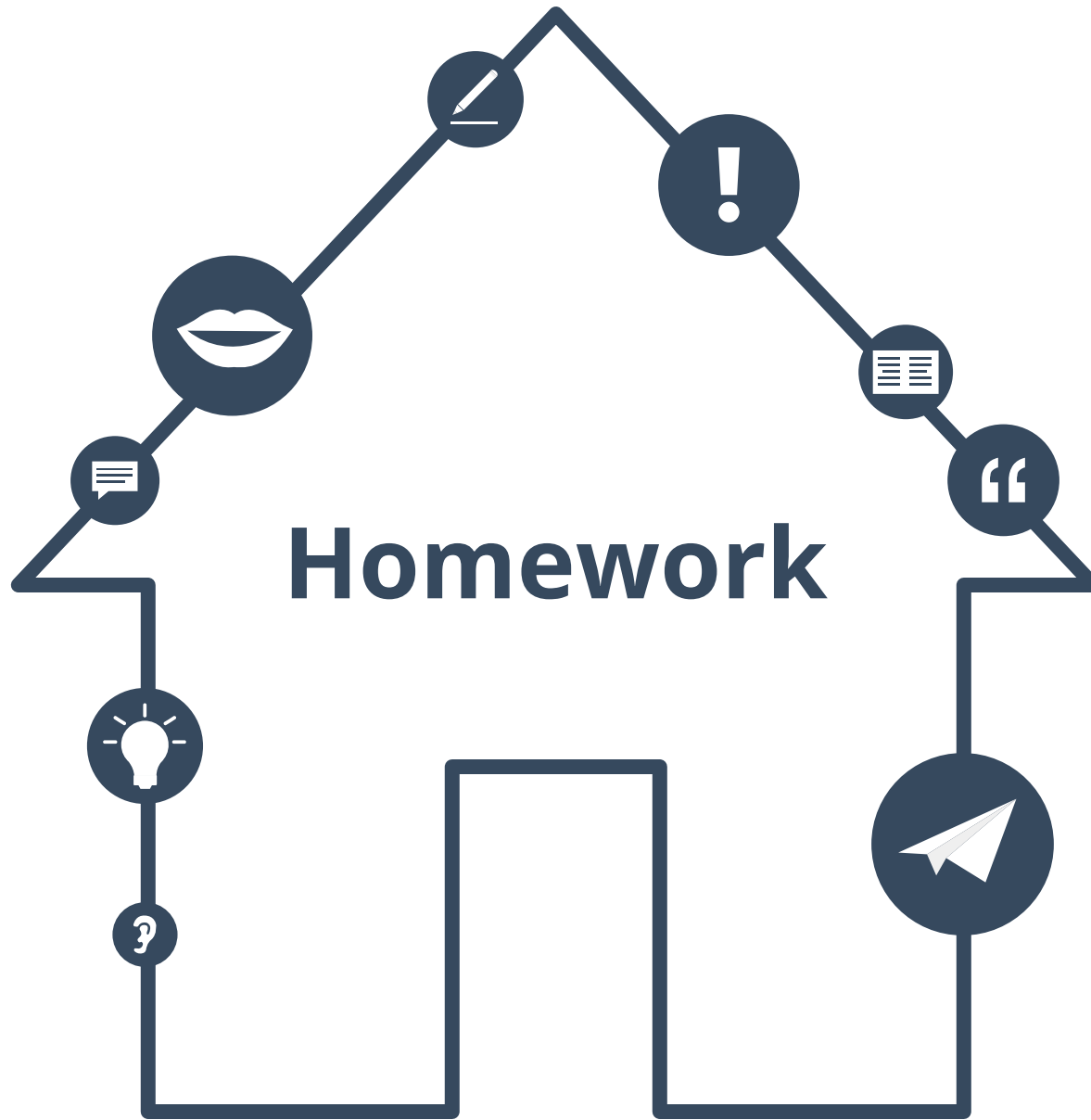
Exercise p.13
your - name - are - fine

Exercise p.19
no

Exercise p.20
1. b - 2. c

Exercise p.28
name - are - How

Exercise p.29
1. I'm - 2. How - 3. fine - 4. Where - 5. from





Match the sentences

1. My name...

2. What is...

3. How...

4. I'm fine,

5. Where...

6. Nice...

7. I'm from...

a. are you from?

b. to meet you.

c. is John.

d. are you?

e. your name?

f. thanks.

g. Spain.



Vocabulary lists

**Check the last five words of the lesson.
Sort them into two lists.
Give your lists a name.**

List 1: _____

List 2: _____



Vocabulary lists

**Check the words of this lesson again: are there more nouns,
verbs, adjectives or adverbs?
Can you find three words for each list?**

Nouns

Verbs

Adjectives or adverbs



My favourite words

Choose five words from the lesson and note them in your list of My favourite words.

A graphic of a notepad with a spiral binding on the left. A white sticky note with a blue tab is stuck to the top right of the page. The sticky note has the text "My favourite words" written on it. Below the sticky note, the notepad has several horizontal lines. The first three lines are pre-filled with the text "Word one", "Word two", and "Word three" respectively. The remaining lines are blank.

My favourite words

Word one

Word two

Word three

...



Sentences about myself

**Choose five example sentences from this lesson.
Copy them and write them about yourself.**

-
-
-
-
-
-
-
-
-
-
-
-
-
-
-

Examples:

Hello! My name is ...

→ Hello! My name is John.

I like apples

→ I like bananas

...



Homework answer key

Exercise p.36
1. c - 2. e - 3. d - 4. f - 5. a - 6. b - 7. g



About this material



Find out more at
www.lingoda.com

This material is provided by
lingoda

lingoda Who are we?



Why learn English online?



What kinds of English classes do we offer?



Who are our English teachers?



How do our English certificates work?



We also have a language blog!