


Possessive determiners

GRAMMAR

LEVEL
Beginner

NUMBER
A1_1033G_EN

LANGUAGE
English

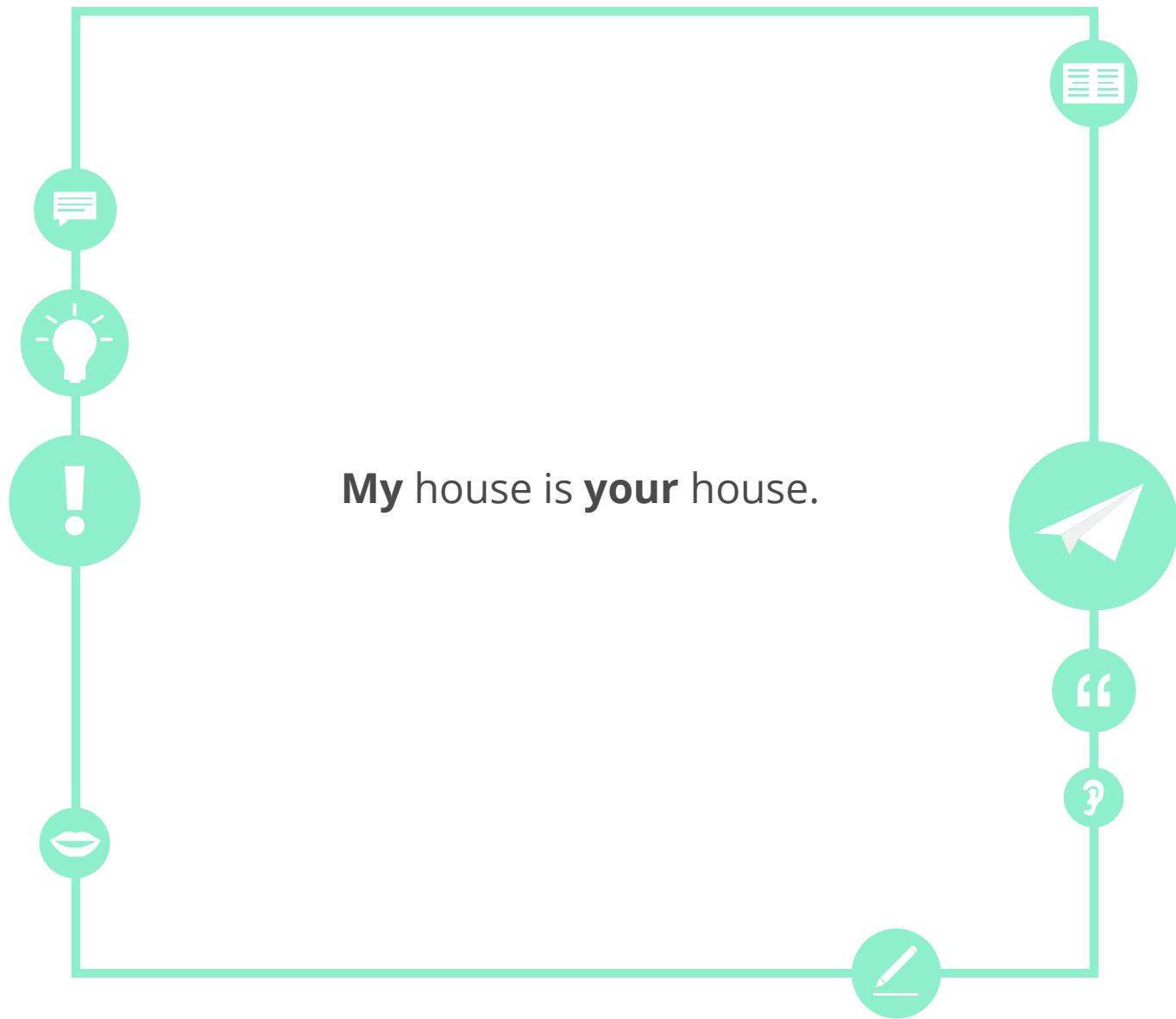




Goals

- Can understand when to use possessive determiners and recognise them in speech and writing
- Can select and use the appropriate possessive determiner when describing possessions of mine and other people







Possessive determiners

- The **possessive determiners**, sometimes also called **possessive adjectives**, are listed below on the right.
- This table shows how **possessive determiners** relate to **personal pronouns**:

Personal pronoun	Possessive determiner
I	my
you	your
he	his
she	her
we	our
they	their



Complete the dialogue



My Hi! _____ name is Claire. This is
Her a picture of my son.

His His name is John. _____ ten
He's years old.

we How old are _____?
they

They _____ are beautiful children!
Their

What is _____ name?

I have two daughters. _____
 names are Louise and Jenny.

Louise is eight years old and
 _____ little sister Jenny is five.

your
his

our
Their

my
her



Match the sentence halves

1. I have two grandchildren...

2. He is my uncle...

3. We have two children...

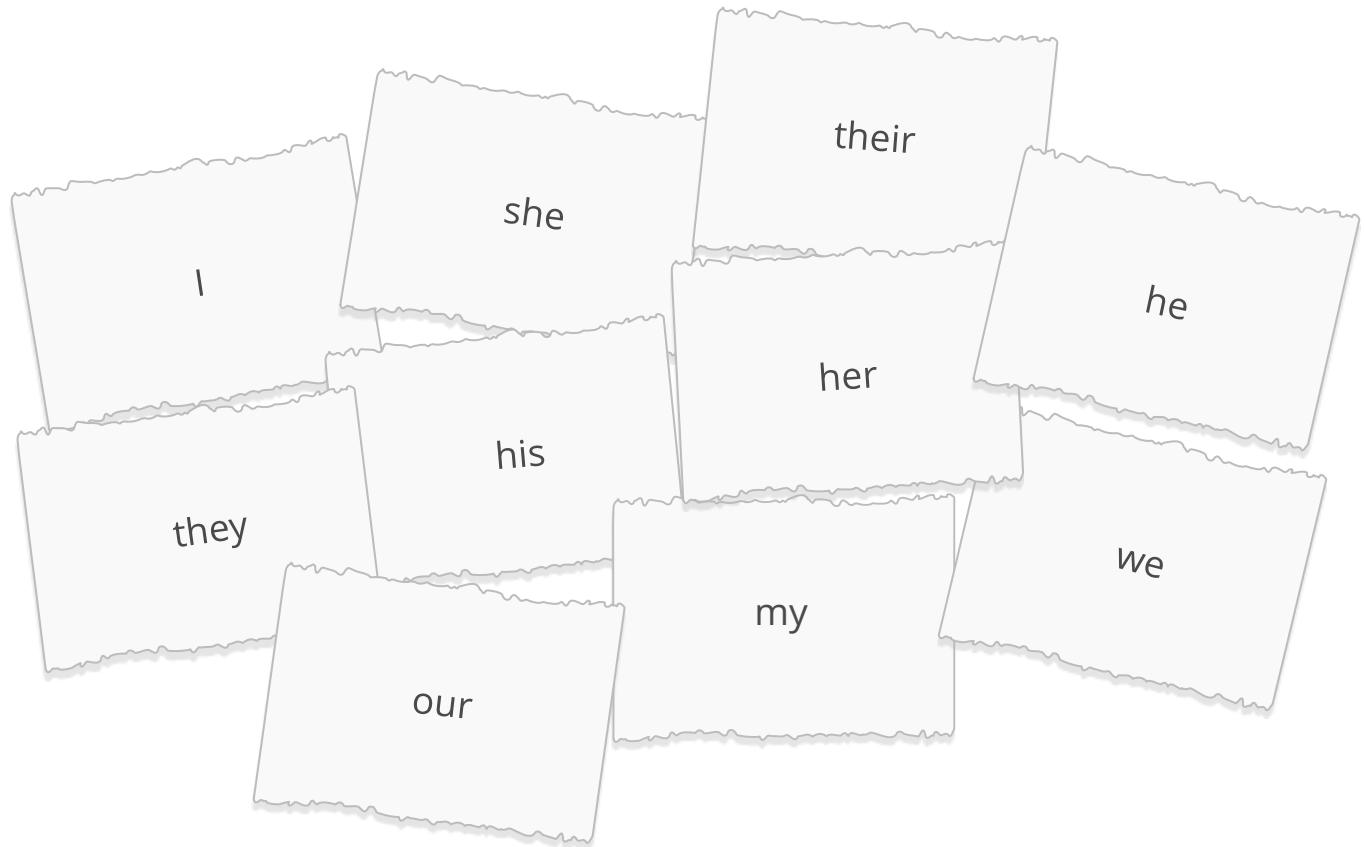
a. his name is Larry.

b. their names are Josh and Harry.

c. our son is twelve and our daughter is nine.



Find the match





Form of possessive determiners

Use a **possessive determiner** before a **noun** to talk about family or something you own.

Possessive determiner	Noun	Example
my	family	There are six people in my family .
your	relation	She is your relation .
his	parents	They are his parents .
her	car	That is her car .



Match the pictures to the sentences

1. They are his grandparents.

2. This is my teacher.

3. This is her daughter.

4. They are their children.



A



B



C



D



Choose the correct answer

1. They have a big family. _____ are young.

a. Their children

b. Her children

2. _____ is on the coast. We have a big garden.

a. Your house

b. Our house

3. He has two children. _____ daughter's name is Paula.

a. Her

b. His

4. _____ wife is a doctor. We live in the city.

a. My

b. Our



Change the sentence to use a possessive determiner

They have a big family.

→ Their family is big.

She has old grandparents.

→ _____

I have a young baby.

→ _____

He has a big car.

→ _____

They have an old tractor.

→ _____



Practice

Talk about this picture.
Use possessive determiners.





Dear...

Write to your friend and try to include as many possessive determiners as possible.

My new bike is
blue...

Your dad is a
good cook...

Their house is
big...

A sheet of white lined paper with a spiral binding on the left side. The paper has ten horizontal lines for writing.



Write sentences to include each of the possessive determiners below.

my

your

his

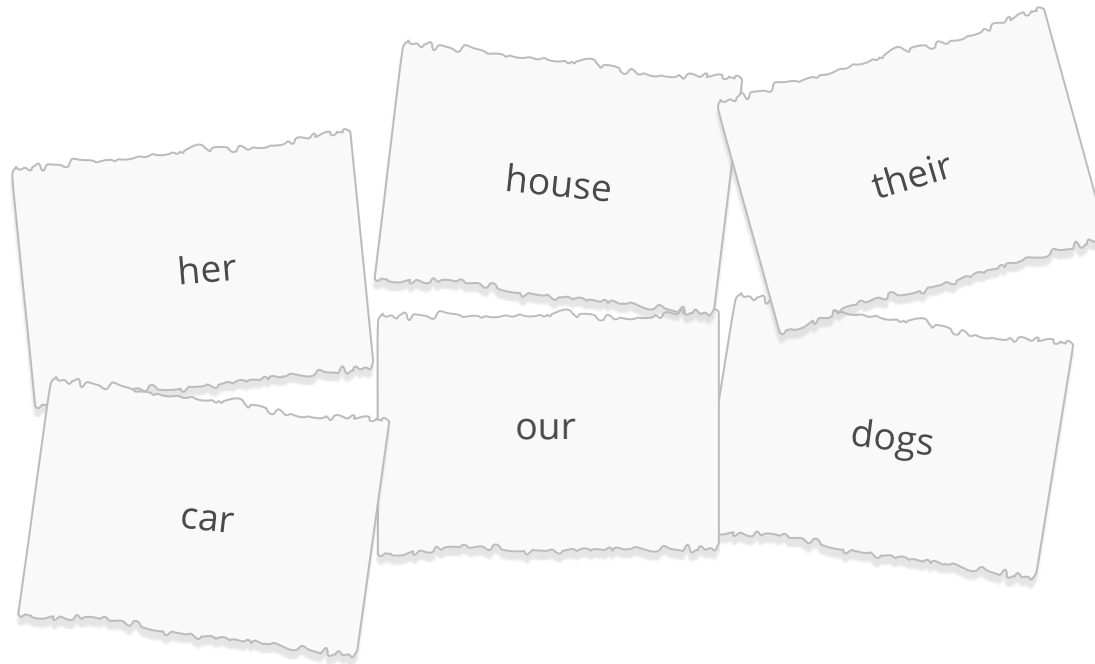
her

our

their



Make sentences with the possessive determiners and nouns below.





Spelling in pairs

- Think of 3 words from the lesson.
- Ask your classmates or your teacher to spell the words.

How do you spell *family*?




Reflect on the goals

Go back to the second slide of the lesson and check if you have achieved all the goals of the lesson.

yes

no






Reflect on this lesson

Think about everything you have seen in this lesson.
What were the most difficult activities or words? The easiest?



If you have time, go over
the most difficult slides again



Answer key

Exercise p. 5

My - his - He's - Their - they - her - They

Exercise p. 6

1. b - 2. a - 3. c

Exercise p. 7

I (my) - he (his) - she (her) - we (our) - they (their)

Exercise p. 9

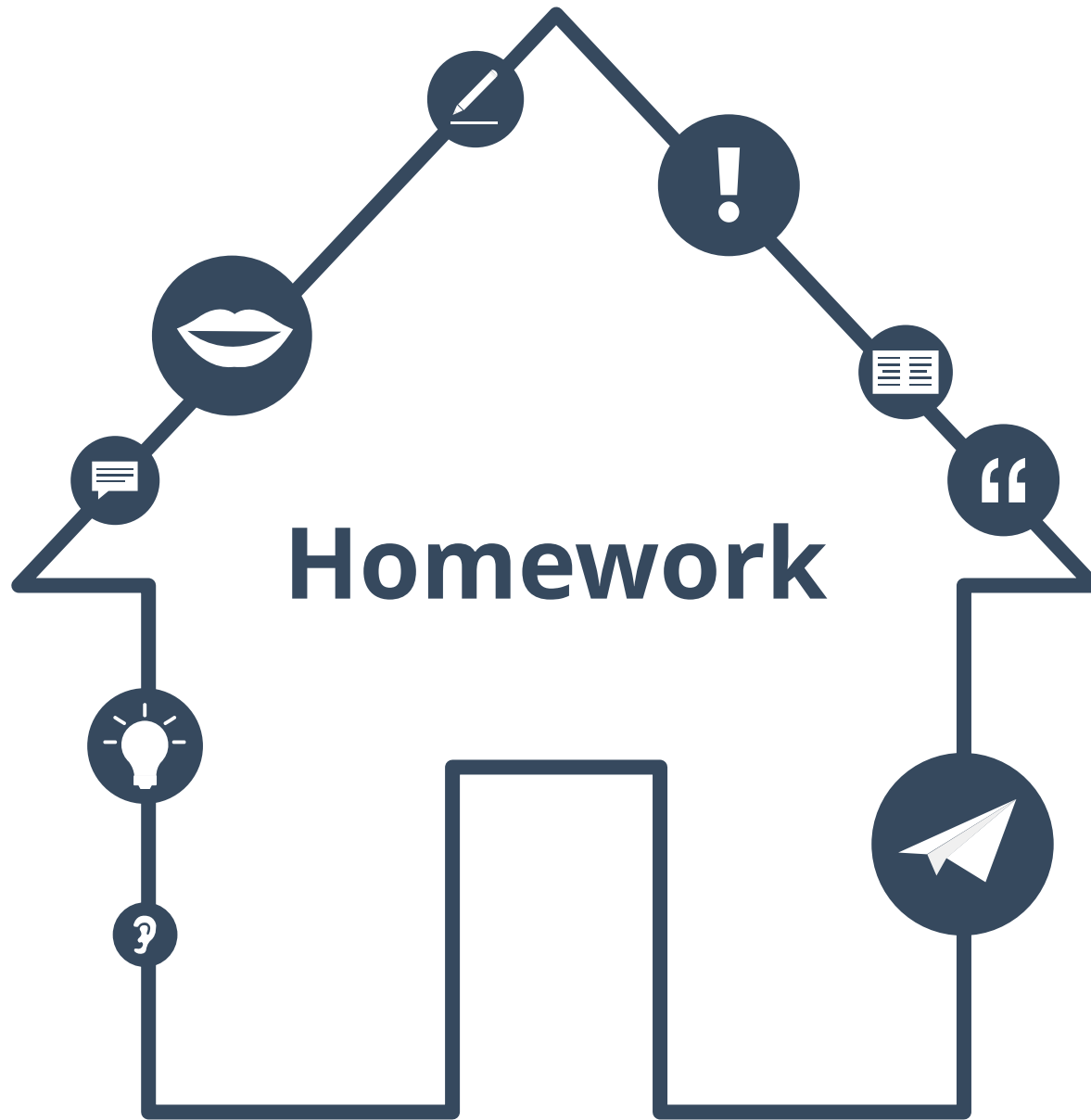
1. C - 2. A - 3. D - 4. B

Exercise p. 10

1. a - 2. b - 3. b - 4. a

Exercise p. 11

2. Her grandparents are old. - 3. My baby is young. 4. - His car is big. 5. Their tractor is old.





Complete the table

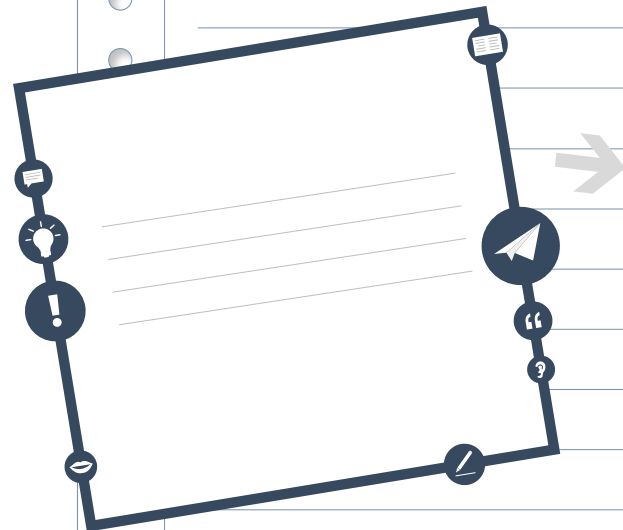
I	my
you	_____
_____	her
he	_____
_____	our
they	_____





Text at the beginning

**Go back to the text on page 3
and find examples of
the grammar topic of this lesson in it.
Write them down.**



Copy parts of the text
that are examples of
topic of the lesson.



Find the verbs

**Find the verbs in this lesson and write them down.
Which are new? Do you know all of them?
Look these words up.**

Verbs



Sentences in the first person plural

**Choose five sentences from this lesson.
Copy them and write them about you and a friend.**

-
-
-
-
-
-
-
-
-
-
-
-
-
-
-

Examples:

I don't understand

→ My friend Maria and I don't understand.

He has a book

→ We have a book

...



Easy or difficult?

Is the grammar topic of this lesson...
easy or difficult?

Write down what is difficult for you and what is easy.

A vertical rectangular area on the right side of the page, designed to look like a spiral-bound notebook. It features a vertical line of circular punch holes on the left edge and ten horizontal lines for writing on the right side.



Homework answer key

Exercise p. 18
your – she – his – we – their



About this material



Find out more at
www.lingoda.com

This material is provided by

lingoda

lingoda Who are we?



Why learn English online?



What kinds of English classes do we offer?



Who are our English teachers?



How do our English certificates work?



We also have a language blog!