


# Simple wh-questions

GRAMMAR

LEVEL  
Beginner

NUMBER  
A1\_1037G\_EN

LANGUAGE  
English



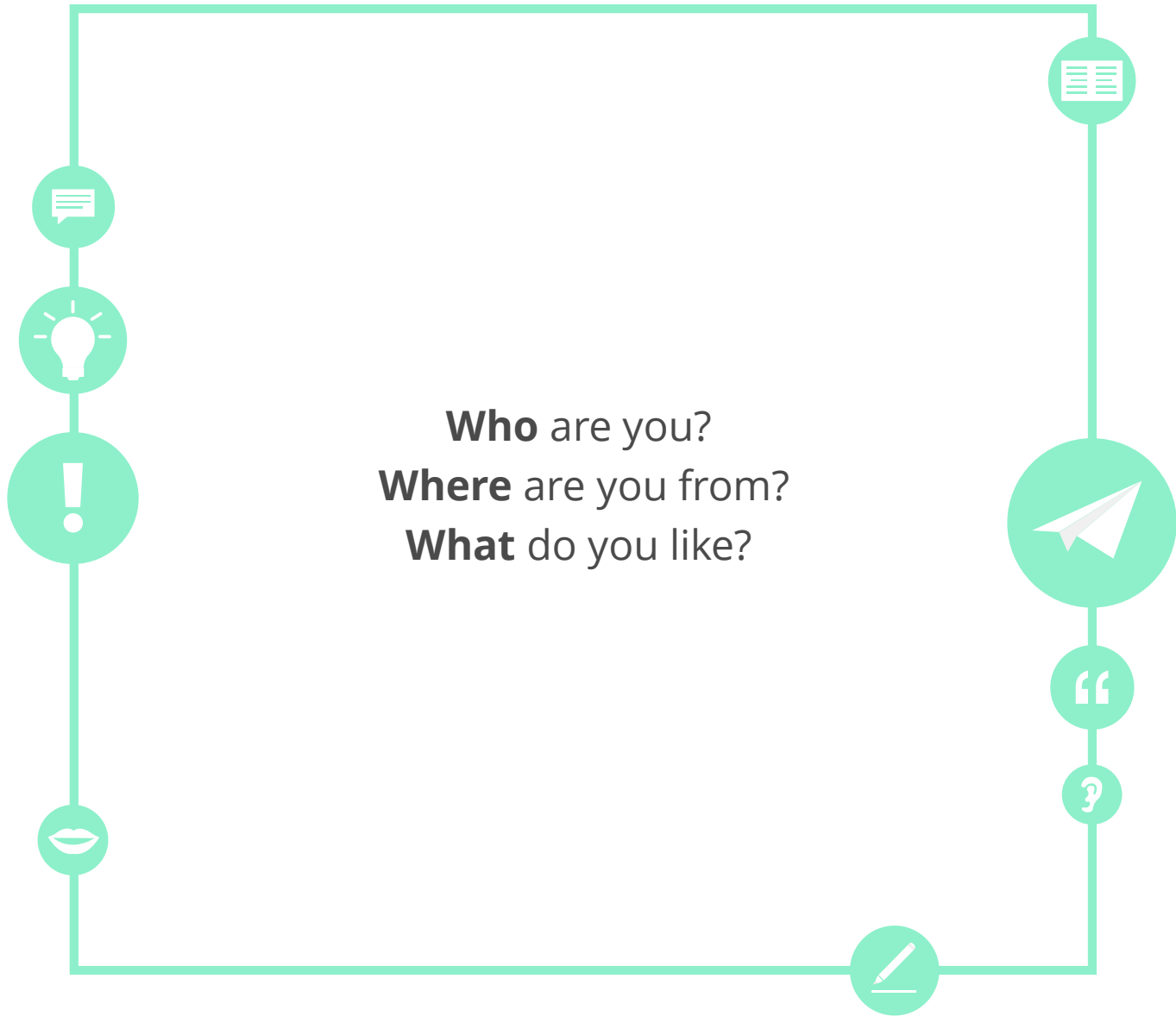


## Goals

- Can understand and form simple wh-questions.
- Can ask for someone's name, age and other basic personal information using wh-question words.



**Who** are you?  
**Where** are you from?  
**What** do you like?





## wh-words

- Use a **wh-word** to ask a **question**.

Wh-word	Meaning
What	<b>object</b> or <b>name</b>
Who	<b>person</b>
Where	<b>place</b>
When	<b>time</b>
Why	<b>reason</b>



## wh-words

- Use a **wh-word** to ask a **question**.

Wh-word	Question
What	<b>What</b> is your name?
Who	<b>Who</b> is your mother?
Where	<b>Where</b> are you from?
When	<b>When</b> is your birthday?
Why	<b>Why</b> are you studying English?

What



Hello. **What** is your name?

Who



Who is your mother?

Where



Where are you from?



When



When is your birthday?

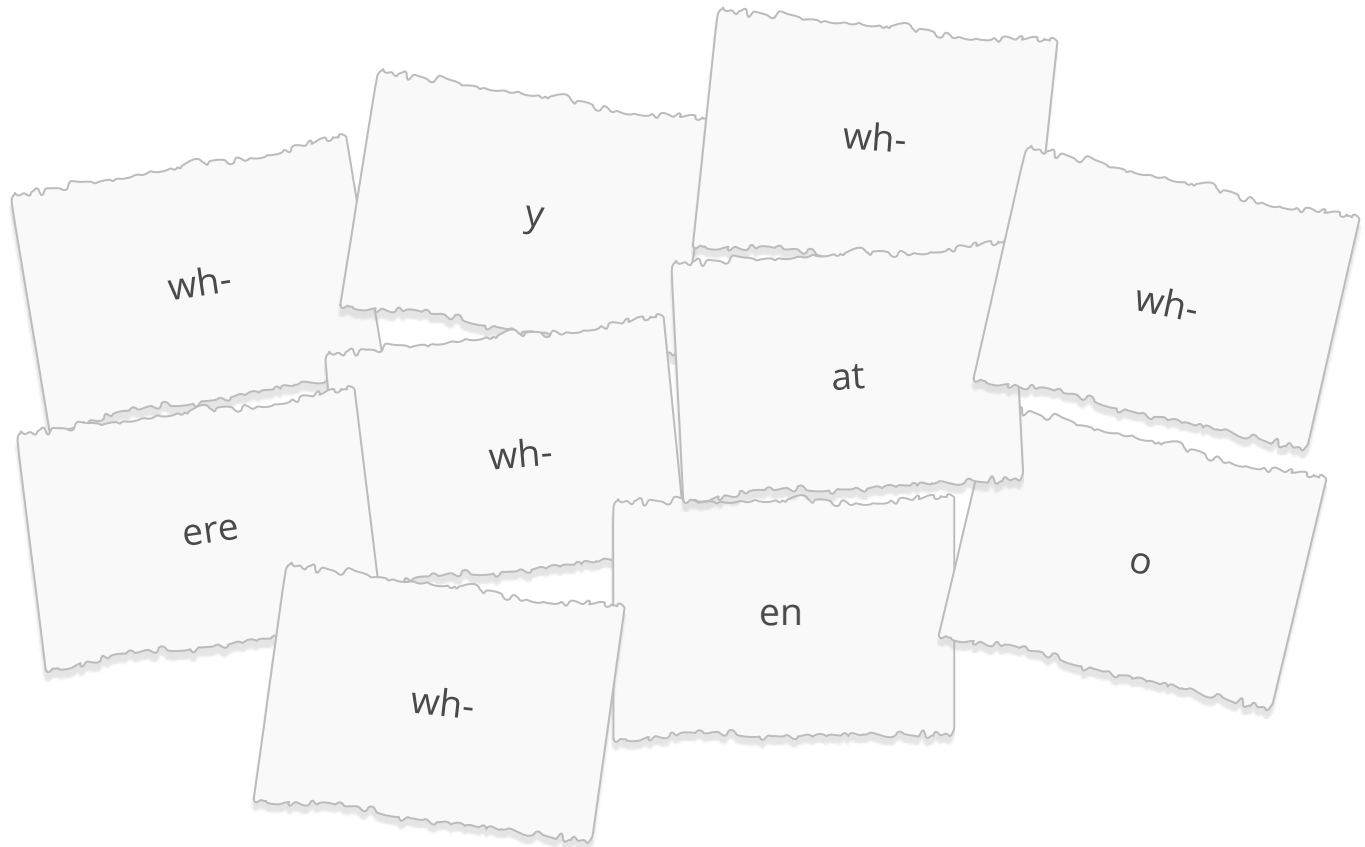
Why



**Why** are you learning English?



## Find the wh-word





## Match the wh-word with the meaning

1. Where

a. time

2. When

b. person

3. Who

c. reason

4. Why

d. place



## Complete the questions

1. \_\_\_\_\_ is your name?

a. Who

b. What

c. Where

d. Why

2. \_\_\_\_\_ is your birthday?

a. Why

b. Who

c. When

d. What

3. \_\_\_\_\_ is your sister?

a. Who

b. What

c. Why

d. When

4. \_\_\_\_\_ is the supermarket?

a. When

b. Why

c. Who

d. Where



## Other question words

- Use **how** to ask other questions.

age	<b>How old</b> are you?
height	<b>How tall</b> are you?

How old



How old are you?

How tall



How tall are you?





## Which word is different?

What

When

How old

Who

Where

Why



## Asking questions

**Think of five questions to ask about this person.  
Ask your teacher.**





## Practice

**Write your five questions from the previous activity.  
Think of five more.**

A vertical sheet of white paper with a spiral binding on the left side. The paper has ten horizontal lines for writing, spaced evenly down the page.



## Find out

"Where are you from?"

- Look back at all the questions from this lesson.
- Ask a classmate five questions.
- Tell your teacher the answers.




## Reflect on the goals

Go back to the second slide of the lesson and check if you have achieved all the goals of the lesson.

yes



no



## Reflect on this lesson

Think about everything you have seen in this lesson.  
What were the most difficult activities or words? The easiest?

If you have time, go over  
the most difficult slides again



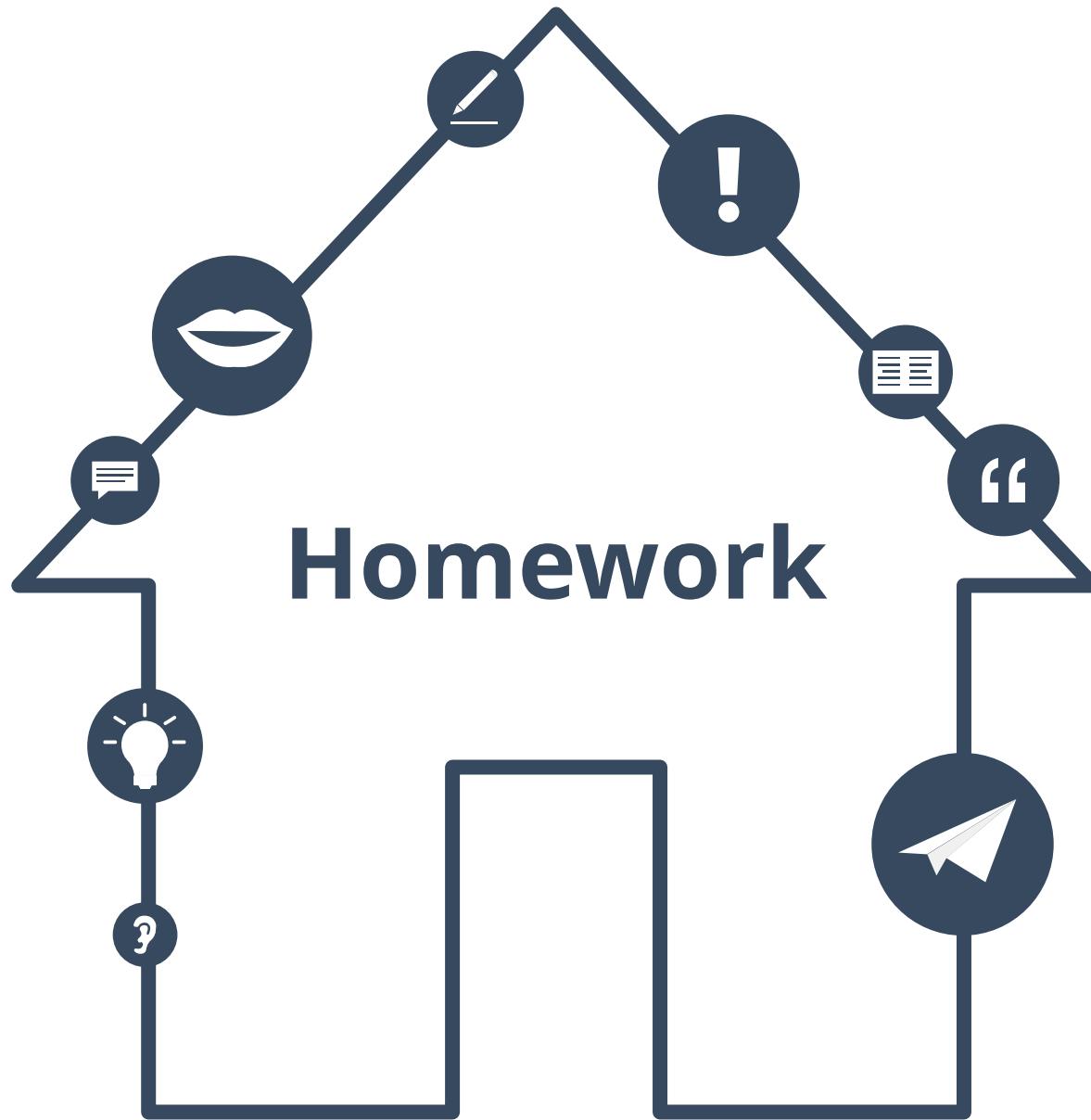
## Answer key

**Exercise p.11**  
what – why – when – where – who

**Exercise p.12**  
1. b – 2. c – 3. a – 4. d

**Exercise p.13**  
1. d – 2. a – 3. b – 4. c

**Exercise p.17**  
How old







## Complete the questions

1. \_\_\_\_\_ is your name?
2. \_\_\_\_\_ are you from?
3. \_\_\_\_\_ are you?
4. \_\_\_\_\_ is your birthday?
5. \_\_\_\_\_ is your brother?
6. \_\_\_\_\_ is the cinema?
7. \_\_\_\_\_ are you learning English?

**Where**

**Why**

**How old**

**Who**

**What**


**When**

**Where**



## Text at the beginning

**Go back to the text on page 3  
and find examples of  
the grammar topic of this lesson in it.  
Write them down.**



Copy parts of the text  
that are examples of  
topic of the lesson.



## Find the verbs

**Find the verbs in this lesson and write them down.  
Which are new? Do you know all of them?  
Look these words up.**

Verbs

---

---

---

---

---

---

---

---



## Sentences in the first person plural

**Choose five sentences from this lesson.  
Copy them and write them about you and a friend.**



---



Examples:

---



---



I don't understand

---



→ My friend Maria and I don't understand.

---



He has a book

---



→ We have a book

---



---

...



---



---



---



---





## Easy or difficult?

Is the grammar topic of this lesson...  
easy or difficult?

Write down what is difficult for you and what is easy.

A vertical rectangular area on the right side of the page, designed to look like a spiral-bound notebook. It features a vertical line of circular punch holes on the left edge and ten horizontal lines for writing on the right side.



## Homework answer key

**Exercise p.25**  
1. What – 2. Where – 3. How old – 4. When – 5. Who – 6. Where – 7. Why



## About this material



Find out more at  
[www.lingoda.com](http://www.lingoda.com)

This material is provided by  
**lingoda**

### **lingoda** Who are we?



Why learn English online?



What kinds of English classes do we offer?



Who are our English teachers?



How do our English certificates work?



We also have a language blog!