


Talking about work

SPEAKING

LEVEL
Beginner

NUMBER
A1_2018S_EN

LANGUAGE
English

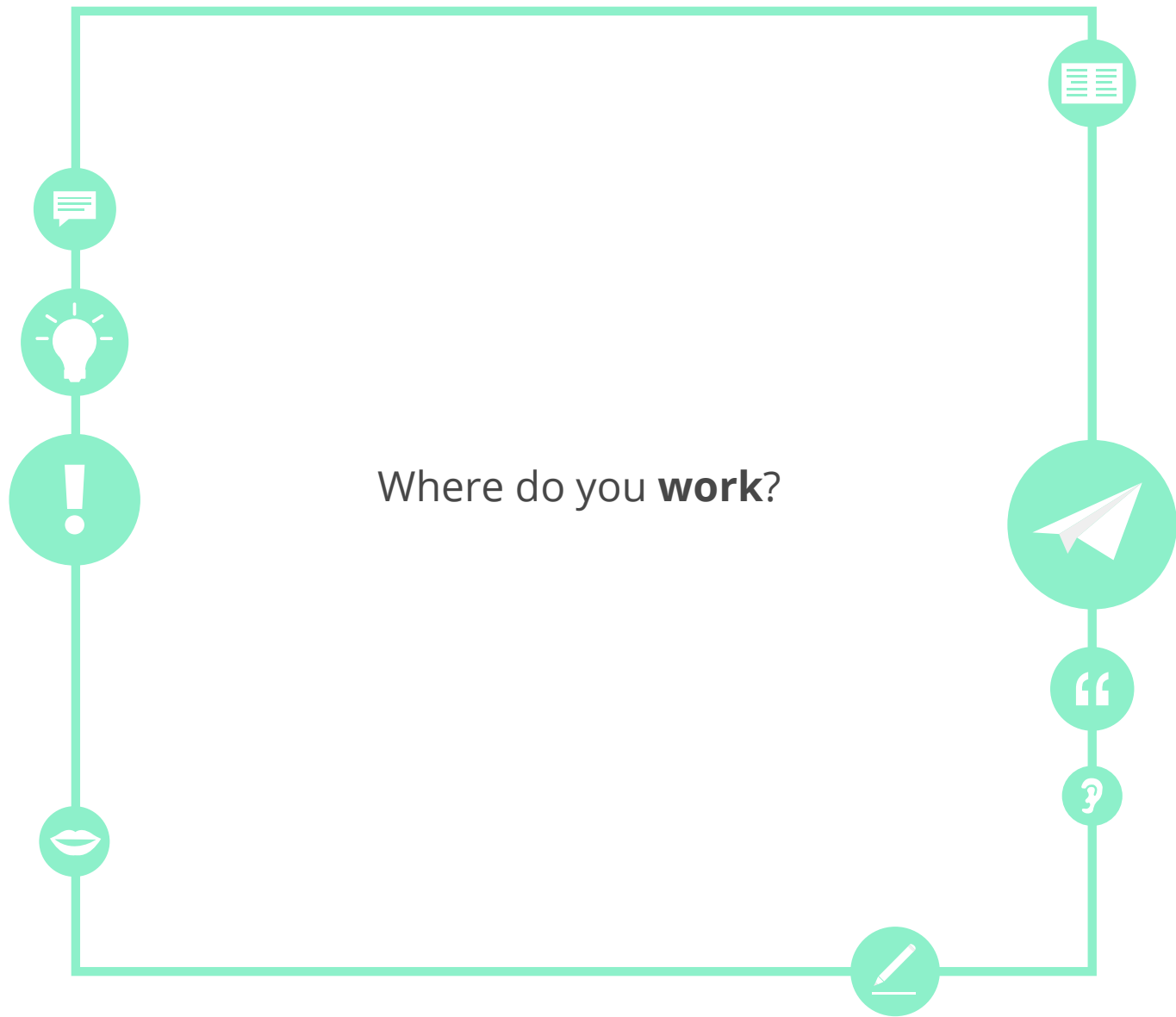




Goals

- Can ask and answer basic questions about work.
- Can describe situations at the workplace in very simple terms.







Pronunciation

work



Pronunciation

work

where



Pronunciation

work

where

what



Pronunciation

work

where

what

water



Pronunciation

work

where

what

water

when



Pronunciation

work

where

what

water

when

Some words with **w** and **wh** have the same sound.

Practise saying these words with your classmates and your teacher.



Asking questions

Practise asking and answering these questions with a classmate.



What's your name?

Where are you from?

Where do you work?



Talking about work

where do you
work?

promotion

job

boss

meeting

busy

schedule



interview



Introductions at work



Hello, I'm Hazel. Nice to meet you!

I'm fine, thanks. Do you **work** here?

What's your **schedule** like this week?

Wow, you're really **busy**!

Hi! I'm Patrick. **How are you?**

Yes, I do. I got the **job** yesterday!

I have two **meetings** with my **boss** and lots of emails to send.



Vocabulary review

Brainstorm all of the vocabulary you know related to jobs and work.





Introduce yourself

Hi! My name is Patrick and I love to cook. I always cook food for my friends and family. I am looking for a job as a chef because I love being in the kitchen and making food. Some day I want to be a famous chef on television!





Introduce yourself and talk about your work

Hello

My name is...

I'm from...

job
schedule

How are
you?

age
family

free-time

See you later!



Complete the dialogue



interview
job

I have an _____ today. I'm really nervous!

restaurant
meeting

It's in a _____ in the city. I want to be a chef.

worked
lived

Yeah. I _____ in a kitchen in London for 6 months.

hope
wait

Thanks. I really _____ that I get it.

Oh really? What type of _____ is it for?

job
boss

Do you have any _____?

experience
money

Oh, well then you'll be fine! Don't _____ about it.

worry
talk



Describe each picture. What is happening?



A



B



C



D



Asking about work

**Think of five questions to ask a classmate about work.
Use the words below to help you.**

What?

Where?

Who?

job

work

schedule

boss

communications

emails



My dream job

Would you like to do these jobs? Why? Why not?

astronaut

teacher

hairdresser

builder

baker

barista

sportsperson

communications

farmer



Talk about these pictures





Practise

**Make a dialogue with a classmate.
Introduce yourself and talk about your weekly routine.**

//

I go to university and I work part-time at a supermarket.
I'm studying Business and Economics.
What do you do?

//



Guess the word!

"I use it to text
my friends"

Pick a word from this unit.

Describe it to your classmates.

They try to guess the word!

cell phone, schedule, meeting...



Reflect on the goals

Go back to the second slide of the lesson and check if you have achieved all the goals of the lesson.

yes

no







Reflect on this lesson

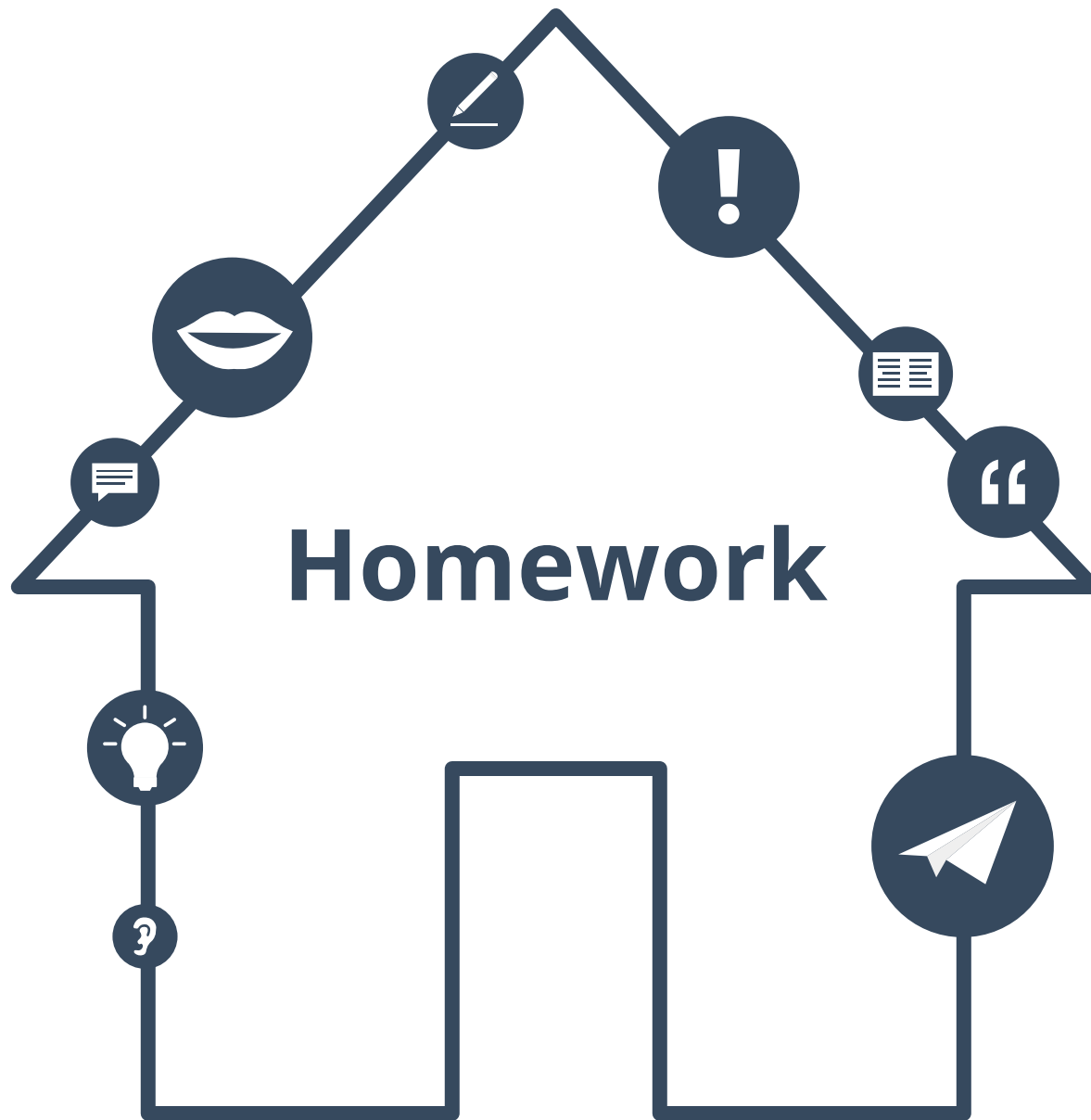
Think about everything you have seen in this lesson.
What were the most difficult activities or words? The easiest?



If you have time, go over
the most difficult slides again







Match the sentences

1. What's your job?

2. Where do you work?

3. How do you communicate with your colleagues?

4. What's your schedule like?

a. I'm really busy at the moment.

b. I send them emails.

c. I work at an office in the city.

d. I work as a businesswoman.



Pronunciation

**Which words from this lesson are difficult to say out loud?
The pronunciation pages have some examples.**

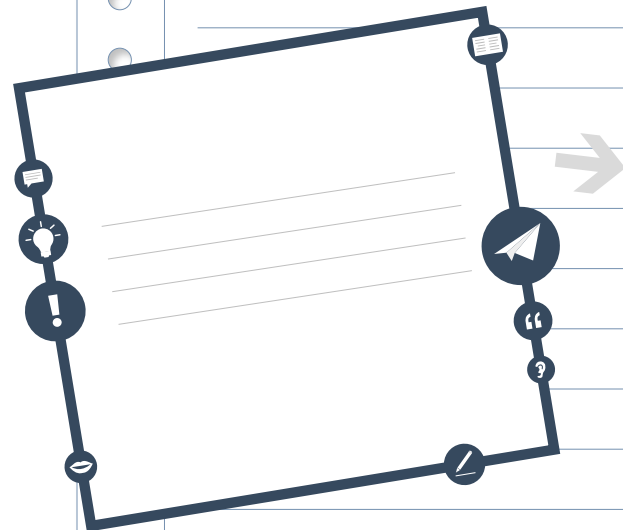


Pronunciation



Text at the beginning

Go back to the text on page 3
and read the text out loud.
Was it easy?



Write the words
you find difficult to say
from the text on slide 3.



Imagine a conversation

**Imagine a conversation between you and a friend.
Write a dialogue using the phrases and words on page 4.
You can use sentences from pages 5 and 6.**

Hello!

My friend...

Do you...?

I am...

How are you?

Good-bye!

A vertical rectangular area on the right side of the page, designed to look like a sheet of lined paper. It features a vertical line of circular punch holes on the left edge and ten horizontal lines for writing.



Homework answer key

Exercise p.24
1. d - 2. c - 3. b - 4. a

