


# Writing a postcard

COMMUNICATION

LEVEL  
Beginner

NUMBER  
A1\_2052X\_EN

LANGUAGE  
English

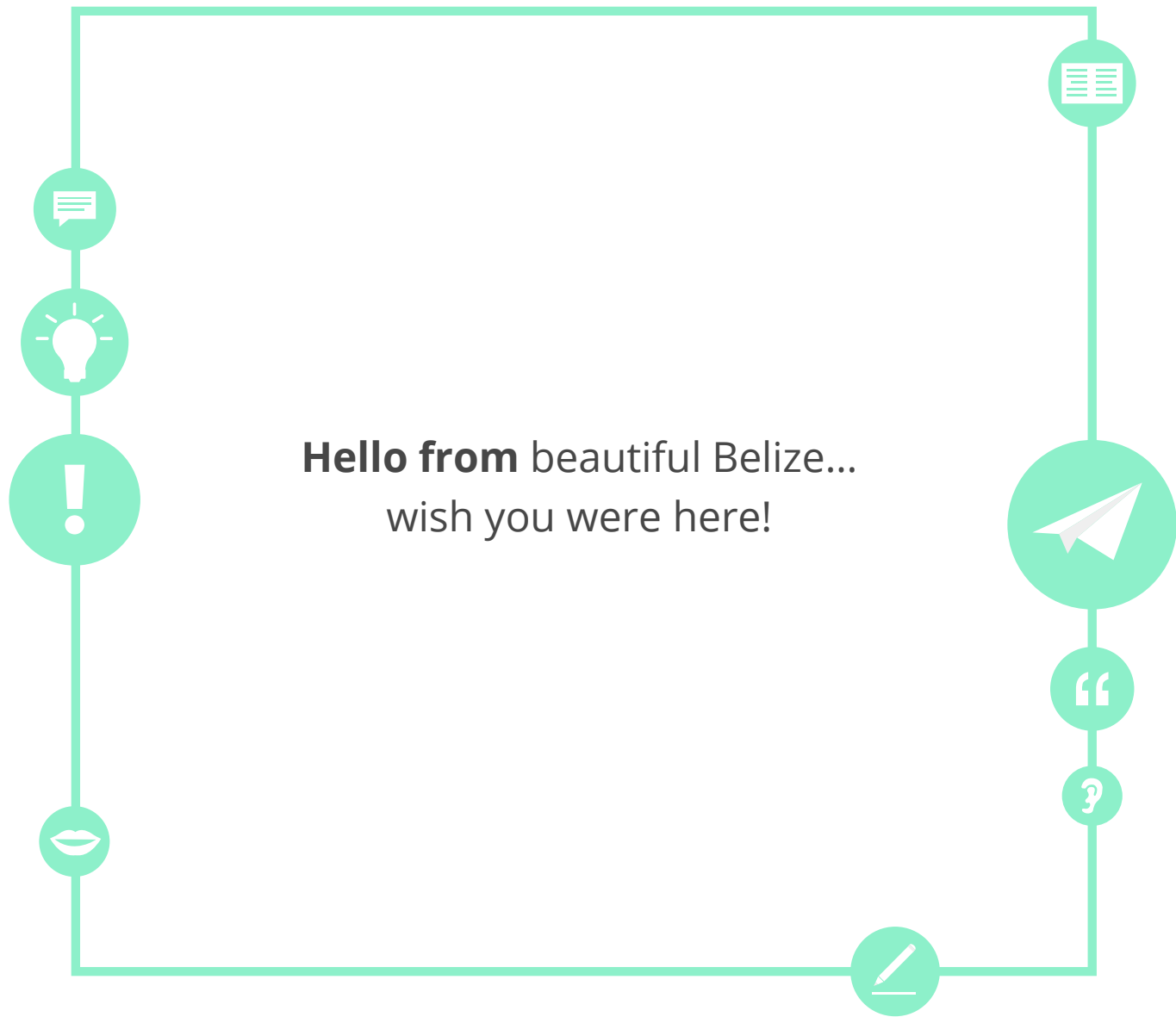




## Goals

- Can structure and write a brief postcard about a trip.
- Can use the present simple and present continuous appropriately when talking about a trip.







Remember these words?

holiday

sunny

luggage

beach

sea

sightseeing

to fly



local food



## On holiday



The days are long and **sunny!**

The **beach** is nice and quiet.





## Talking about a holiday



I take two **holidays** every year.

I go **sightseeing** at all the famous places.



I try lots of interesting **local food**!

But my favourite thing to do is relax at the **beach**!





## Match the words to the pictures

1. sunny

2. holiday

3. beach

4. sightseeing



A



B



C



D



## Talking about travel

Think of places to go sightseeing when you're on holiday.







## The present simple

- Use **the present simple** to talk about an action that is **regular** or **always true**.
- Use **personal pronouns**, a **verb** and an **object** to form **the present simple**.

Personal pronoun	Verb	Object
I	am	Russian.
You	have	a daughter.
We	live	in Frankfurt.
They	travel	a lot.



## Third person singular



Add **s** to the verb after the pronouns **he**, **she** and **it**.

He **live** in Hong Kong.



He **lives** in Hong Kong.

She **work** as an accountant.



She **works** as an accountant.

It **rain** every day.



It **rains** every day.



## The present simple

- Here are some examples of when to use **the present simple**.

When to use it	Example
Regular actions in the present	I <b>go</b> to the beach every day.
Facts	People <b>speak</b> Spanish here.
Habits / Routines	We <b>eat</b> breakfast at the hotel.
General truths	The weather <b>is</b> lovely!



## The present continuous

- Use **the present continuous** to talk about actions happening **now**.
- Use **personal pronouns**, the verb **to be** and a verb with **-ing**.

Personal pronoun	to be	Verb with -ing
I	am	eating.
You	are	dancing.
He/She/It	is	sleeping.
We	are	learning.
They	are	laughing.



## The present simple vs. the present continuous

- Use the **present simple** to talk about an action that is **regular** or **always true**.
- Use the **present continuous** to talk about actions happening **now**.

Present simple	Present continuous
I <b>play</b> football on Wednesdays.	I <b>am playing</b> football now.
You <b>go</b> shopping at the weekend.	You <b>are going</b> shopping now.
He <b>works</b> on weekdays.	He <b>is working</b> today.





## Present simple or present continuous?

1. My sister \_\_\_\_\_ two children.

**a. has**

**b. is having.**

2. I \_\_\_\_\_ a postcard now.

**a. am writing**

**b. write**

3. We're \_\_\_\_\_ a great time on holiday!

**a. have**

**b. having**

postcard



I write **postcards** to all my friends and family when I'm on holiday!



Dear \_\_\_\_\_



**Dear Mum and Dad**, I'm having a great time on holiday!

Hello from \_\_\_\_\_




**Hello from** beautiful Thailand!

I'm having a great holiday!



I'm having a great holiday! I love Cuba!

**The weather here is lovely!**



**The weather here is lovely!** Lots of bright and sunny days!

See you soon!



See you soon!



What's the weather like?



The weather here is lovely!

The weather is **not so good!**





## Useful phrases



**Hello from sunny Cape Town!**

**Hello from rainy Ireland!**



**I'm having a great holiday with my friends!**

**I'm not having such a good time.**





## Writing a postcard



Use **short sentences** when writing a **postcard**.

Write about simple topics like **weather**, **food** and **holiday activities**.

<b>Weather</b>	→	The weather is lovely here! The days are long and sunny.
<b>Food</b>	→	The local food is delicious.
<b>Holiday activities</b>	→	There are lots of interesting things to do! I go sightseeing every day.





What can you see in the picture?



A



B



C



D



## Talking about travel

What do you do when you're on holiday?





## Sample postcard

Dear Bob,

Thanks for the lovely postcard. I'm happy to hear that you're having a nice time in Barcelona!

I am really enjoying my time in Ireland. The weather is not so good, but the people are lovely and I have already made a lot of friends! I am learning so much English too.

Tonight I'm going to a karaoke bar in the city centre. Hopefully it is fun!

Talk soon,

Christina





## Complete the postcard

\_\_\_\_\_ Christina,

Hello \_\_\_\_\_ beautiful Barcelona. I'm having a great \_\_\_\_\_!

The weather \_\_\_\_\_ is lovely. I go to the beach every morning. The local \_\_\_\_\_ is delicious too! I'm going \_\_\_\_\_ now.

See you soon!

Bob



holiday

food

from

here

Dear

sightseeing



## Writing a postcard

**Write a postcard to a friend or family member.**

**Tell them about your holiday.**

The postcard template is divided into two main sections by a vertical line. The left section is for the front of the postcard and contains ten horizontal lines for writing. The right section is for the back of the postcard and contains a vertical line on the left side, a small square box in the top right corner with a blue border and a red curved line (indicating a stamp area), and four horizontal lines for writing a message.



## Sample postcard 2

Dear Dad,

Hello from sunny Spain! The weather here is amazing. I am currently sitting on the beach drinking an ice tea.

This afternoon I'm meeting some friends and then we're going to get some ice cream in the town centre.

I hope everything is okay back home. Tell everyone I say hello!

See you in two weeks,

Stephen





## On holiday

- Read your postcard to your classmates.
- Compare your postcard to the sample postcards and decide who is having a better holiday!



## Reflect on the goals

Go back to the second slide of the lesson and check if you have achieved all the goals of the lesson.

yes

no






## Reflect on this lesson

Think about everything you have seen in this lesson.  
What were the most difficult activities or words? The easiest?




\_\_\_\_\_

\_\_\_\_\_




\_\_\_\_\_

\_\_\_\_\_



\_\_\_\_\_

\_\_\_\_\_



\_\_\_\_\_

\_\_\_\_\_

If you have time, go over  
the most difficult slides again





## Answer key

### Exercise p.7

1. C - 2. D - 3. A - 4. B

### Exercise p.14

**Simple:** travel - is - walk - write - has

**Continuous:** having - travelling - going - writing - doing

### Exercise p.15

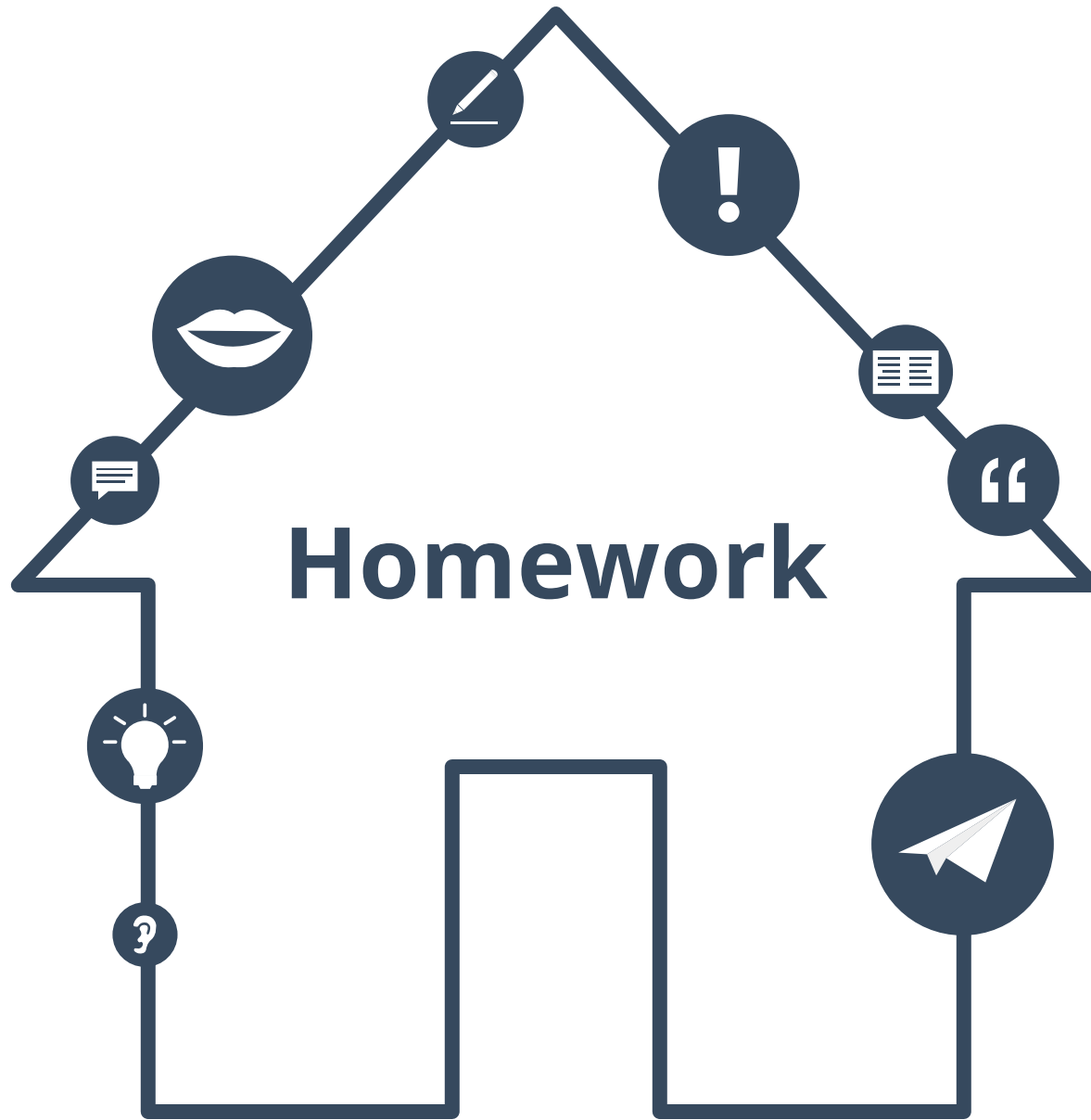
1. a - 2. a - 3. b

### Exercise p.25

**A:** surfing - **B:** sightseeing - **C:** beach - **D:** local food

### Exercise p.28

Dear - from - holiday - here - food - sightseeing





## Fill in the gaps

1. I'm having a \_\_\_\_\_ holiday.
2. The weather \_\_\_\_\_ is lovely.
3. It is \_\_\_\_\_ every day.
4. \_\_\_\_\_ Mum & Dad.
5. I go \_\_\_\_\_ when I'm on holiday.
6. The \_\_\_\_\_ food is delicious!
7. I go swimming at the \_\_\_\_\_ .
8. Hello \_\_\_\_\_ sunny Portugal!
9. See you \_\_\_\_\_ !

soon

local

great

Dear

sunny

sightseeing

here

beach

from



## Vocabulary lists

**Check the first five words of the lesson.  
Sort them into two lists.  
Give your lists a name.**

List 1: \_\_\_\_\_

---

\_\_\_\_\_

\_\_\_\_\_

\_\_\_\_\_

\_\_\_\_\_

\_\_\_\_\_

\_\_\_\_\_

List 2: \_\_\_\_\_

---

\_\_\_\_\_

\_\_\_\_\_

\_\_\_\_\_

\_\_\_\_\_

\_\_\_\_\_

\_\_\_\_\_



## My favourite words


Choose five words or phrases from the lesson and write them down in your list of *My favourite words*.

A graphic of a notepad with a light grey cover and a white sheet of paper with a torn bottom edge. The paper has a blue tab at the top and the text "My favourite words" written on it. Below the paper, the notepad has several horizontal lines. The first three lines are pre-filled with the text "Word one", "Word two", and "Word three" respectively. The remaining lines are blank, with the first blank line starting with three dots "...".



## Make flashcards

**Make flashcards out of paper and copy down four words or phrases from this lesson that are hard for you.**





## Sentences in the third person plural

**Choose five example sentences from this lesson.  
Copy them and rewrite them about  
a group of people (or using the pronoun *them*).**



---



Examples:

---



---



She is a doctor

---



→ Hannah and James are doctors.

---



He speaks English and French

---



→ They speak English and French.

---



---

...



---



---



---



---



---





## Homework answer key

### Exercise p.34

1. great - 2. here - 3. sunny - 4. Dear - 5. sightseeing -
6. local - 7. beach - 8. from - 9. soon

