


Talking about holidays

SPEAKING

LEVEL	NUMBER	LANGUAGE
Beginner	A1_2058S_EN	English





Goals

- Can talk about what to take and what to do while on holiday in very simple terms.
- Can talk about a previous holiday using past simple.







Focus on *t*

topic



Focus on *t*

topic

take



Focus on *t*

topic

take

teen



Focus on *t*

topic

take

teen

tutor



Focus on *t*

topic

take

teen

tutor

tape



Focus on *t*

topic

take

teen

tutor

tape

The **t** sound in these words is **unvoiced**.



Focus on *d*

dice



Focus on *d*

dice

day



Focus on *d*

dice

day

dog



Focus on *d*

dice

day

dog

dash



Focus on *d*

dice

day

dog

dash

deal



Focus on *d*

dice

day

dog

dash

deal

The **d** sound in these words is **voiced**.



Focus on spelling

Write a list of words beginning with *t* and *d*.

A vertical sheet of lined paper with a spiral binding on the left side. The paper is white with light blue horizontal lines. There are 10 lines visible on the page.



Talking about holidays

holiday

local food

to travel

beach

to fly

sightseeing

to pack

vacation spot





Talking about holidays



I go on **holiday** every summer with my girlfriend.

We like **to travel** to new places every year.



We usually **fly**. It's the fastest way to travel!

We **pack** the essentials: tickets, passports and clothes. Then we're ready for an adventure!





My favourite vacation spot



Our favourite **vacation spot** so far was Thailand.

There was lots to do and the **beaches** were beautiful.



We went **sightseeing** every day and the **local food** was delicious!

Where's your favourite **vacation spot**?





Order the pictures



a. fly



b. unpack



c. pack



d. beach

1. _____ 2. _____ 3. _____ 4. _____



Getting ready for a trip

What do you pack for a holiday?



clothes

cell phone

laptop

sports
equipment

make-up

toothbrush

food

guide book

phrase book



My perfect holiday

Describe your ideal holiday to a classmate.

Use the phrases below to help you.



My ideal holiday spot is...

There are lots of...

My favourite thing to do is...



Holiday fun



Think of **five activities** to do
on holiday.

Tell a classmate or your teacher.



Talk about these pictures





Talking about holidays

Tell a classmate or your teacher about your last holiday.

“

I was on holiday in Greece last summer...

”



Review

- Think of a word from this lesson and tell a classmate.
- Your classmate must put the word in a sentence!

I take a **train** to work every day.



Reflect on the goals

Go back to the second slide of the lesson and check if you have achieved all the goals of the lesson.

yes

no








Reflect on this lesson

Think about everything you have seen in this lesson.
What were the most difficult activities or words? The easiest?



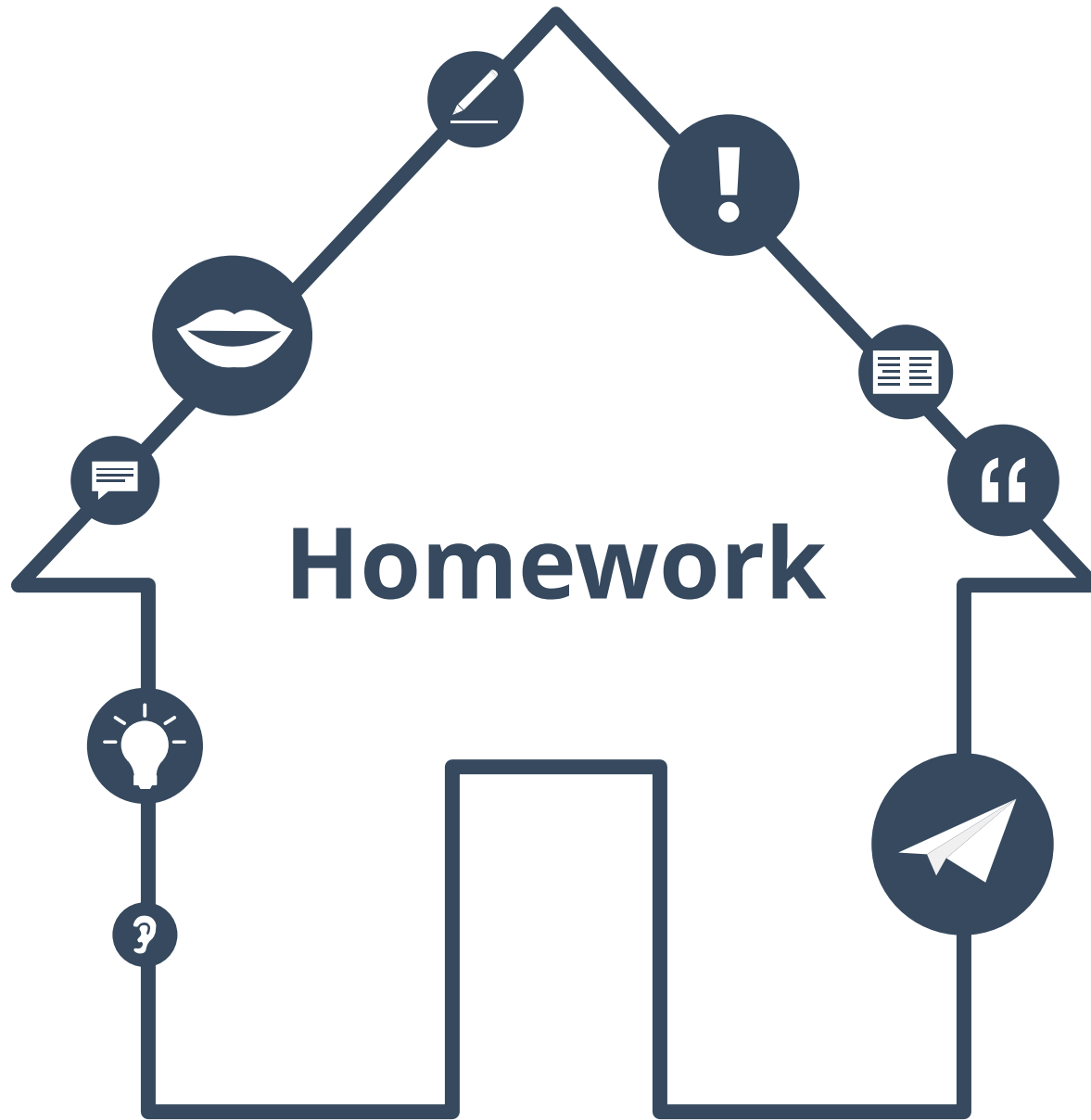
If you have time, go over
the most difficult slides again





Answer key

Exercise p.20
1. c, 2. a, 3. b, 4. d





Match the sentences

1. I go on holiday...

2. We like to travel to...

3. We usually fly...

4. Our favourite holiday spot so far...

5. There was lots to do...

6. Where's your...

7. I pack my...

a. and the beaches were beautiful.

b. favourite vacation spot?

c. new places every year.

d. was Thailand.

e. suitcase the night before a trip.

f. every summer with my girlfriend.

g. it's the fastest way to travel!



Pronunciation

**Which words from this lesson are difficult to say out loud?
The pronunciation pages have some examples.**

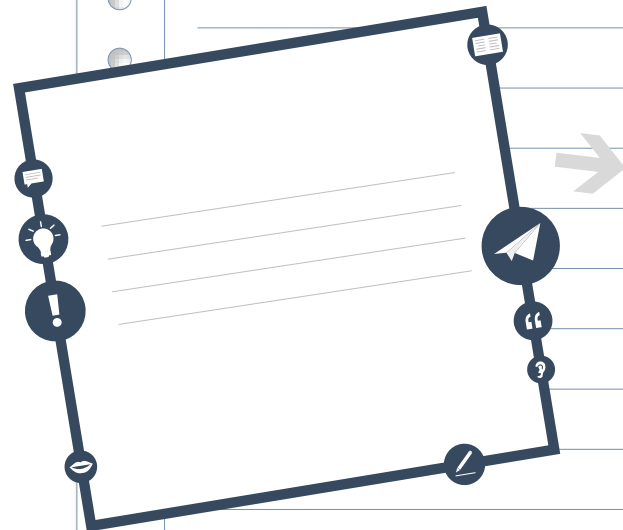


Pronunciation



Text at the beginning

Go back to the text on page 3
and read the text out loud.
Was it easy?



Write the words
you find difficult to say
from the text on slide 3.



Imagine a conversation

**Imagine a conversation between you and a friend.
Write a dialogue using the phrases and words on page 4.
You can use sentences from pages 5 and 6.**

Hello!

My friend...

Do you...?

I am...

How are you?

Good-bye!

A vertical sheet of white paper with a spiral binding on the left side and horizontal lines for writing.



Homework answer key

Exercise p.31

1. f - 2. c - 3. g - 4. d - 5. a - 6. b - 7. e



About this material

Find out more at
www.lingoda.com

This material is provided by

lingoda



lingoda Who are we?



Why learn English online?



What kinds of English classes do we offer?



Who are our English teachers?



How do our English certificates work?



We also have a language blog!