


Real writing

WRITING

LEVEL
Beginner

NUMBER
A1_2071W_EN

LANGUAGE
English

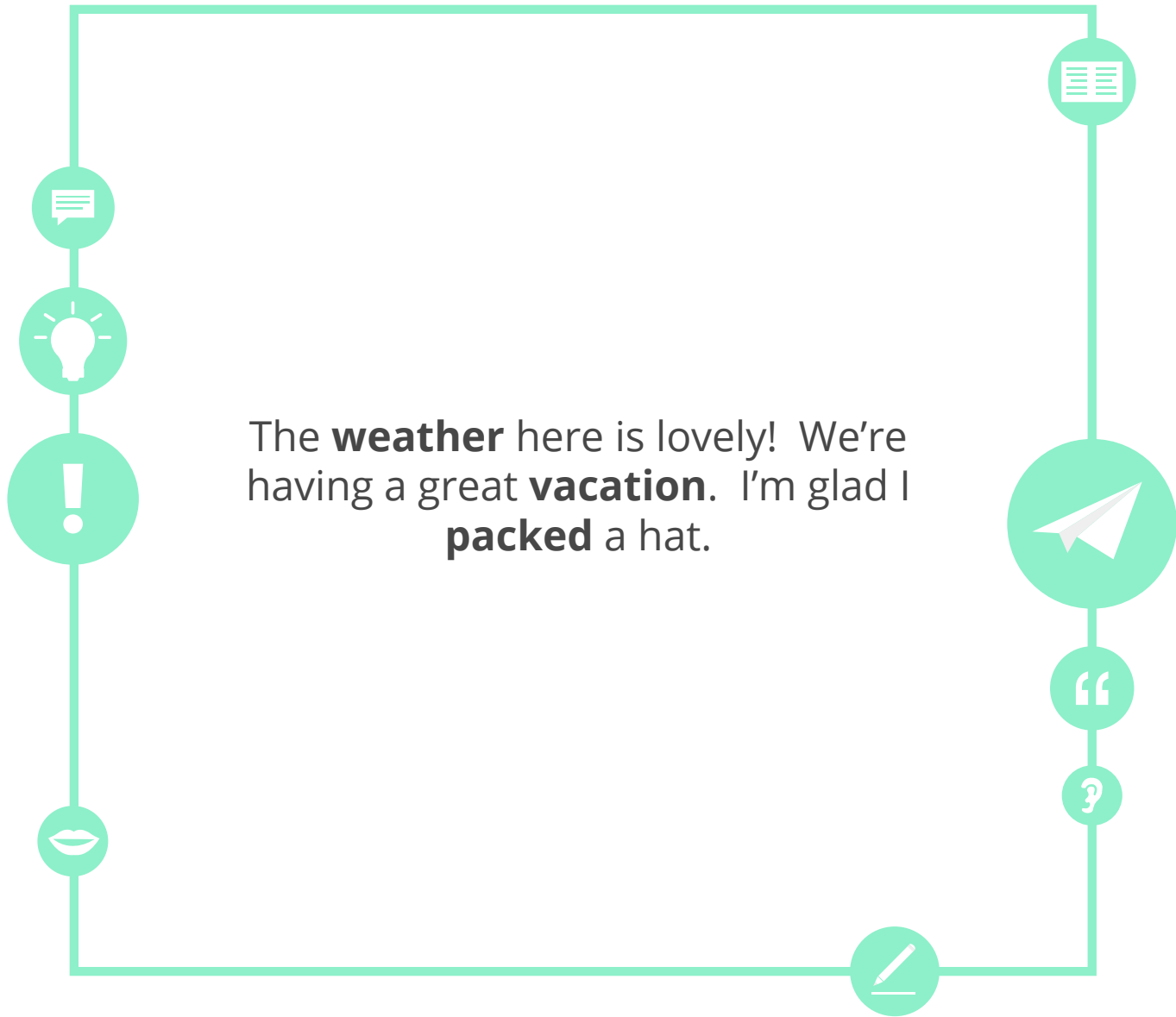




Goals

- Can write a brief postcard to my family about my travels.
- Can write a brief list of items to take on holiday with me.







Writing a postcard

Dear _____,

postcard

hello

unpacked



See you soon!

checked into

The weather
here is...

I'm having a
great vacation!



Hello and goodbye



Hello from **Australia!**

The **weather** here is lovely.



I'm having a great **vacation.**

See you soon!





What I'm doing



I've **checked into** my **hotel**.

I've **unpacked** my **suitcases**.



I'm **wearing** shorts and a t-shirt.

I'm **going to** the **beach**.





What do you write first? Put these in the correct order



a. See you soon!



b. Hello from...



c. Dear _____,



d. The weather here is...

1. _____

2. _____

3. _____

4. _____



Fill in the blanks

1. I just arrived and I've _____ my hotel.

a. checked into

b. checked out of

2. I've unpacked my _____.

a. passport

b. suitcases

3. I'm _____ summer clothes.

a. wearing

b. going

4. I'm _____ to the museum.

a. wearing

b. going



On holiday

to fly on a plane

fun

to take a train

sightseeing



to sail on a ship

to get lost

to travel

holiday



Where did we go?



We took so many fun **holidays** this year!

We **took** a **train** to Paris.



We **sailed** on a **ship** to Tokyo.

We **flew** on a **plane** to London.





What did we do?



We went to the **beach** and went **swimming**.

We climbed the **mountains** and went **skiing**.



We went to the **theatre** and saw a **show**.

We went to a **museum** and saw famous **paintings**.





Make a sentence

Use each word to make a sentence about holidays



sand

mountains

blue



Make a sentence

Use each word to make a sentence about holidays



camping

fishing

sleep



Make a sentence

Use each word to make a sentence about holidays



airport

suitcase

sun



Make a sentence

Use each word to make a sentence about holidays



forget

beach

fly



Make a sentence

Use each word to make a sentence about holidays



sights

swimming

ship



Finish the sentences

1. We went to the beach
and...

→ swam in the ocean.

2. We went to the museum
and...

→ _____

3. We went to the theatre
and...

→ _____

4. We went to a restaurant
and...

→ _____



Finish the sentences

1. My plane landed...



2. I am wearing...



3. I hope that...



4. Later tonight I'm going to...





Finish the sentences

1. I can't wait to...



2. If it's sunny tomorrow we're all going to...



3. I forgot to...



4. I can't believe...





Make a list

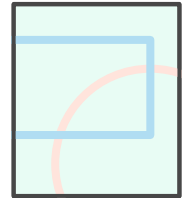
Choose a place to go on holiday and write a list of what you need to pack.

A sheet of white lined paper with a spiral binding on the left side. The paper has ten horizontal lines for writing. The lines are evenly spaced and extend across the width of the page.



Sending a postcard home

Dear mother,
Hello from Thailand! My plane landed a few hours ago and I have already been to the beach. The weather here is lovely. I'm glad I packed shorts and t-shirts! I can't wait to go swimming tomorrow. I'm already having a great vacation and it's just getting started.
See you soon!
Your son



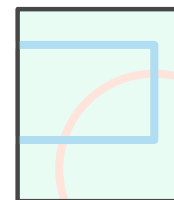
Read this postcard and check for any vocabulary you don't understand



Sending a postcard home

Dear _____,
Hello from _____! My plane
_____ a few hours ago and I
have already _____. The
weather here is _____. I'm
glad I packed shorts and t-shirts! I can't
wait to go _____ tomorrow.
I'm already having a great vacation.
Tomorrow I'm going to _____
with some new friends who I met in the

See you soon!
Your son



Fill in the gaps in this postcard about your own holiday



Write a postcard

Spend fifteen minutes writing a postcard home from a holiday. Write 50 words and talk about where you are and what you are doing.

The postcard template is divided into two main sections by a vertical line. The left section, representing the front of the postcard, contains ten horizontal lines for writing. The right section, representing the back of the postcard, is further divided by a vertical line. To the right of this vertical line, there is a small square box in the top right corner, outlined in blue with a red arc, indicating a space for a stamp. Below the stamp box, there are four horizontal lines for writing the message.



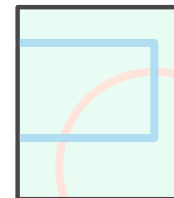
Compare the postcards

Hi Dad!

Hello from the south of France! I arrived this morning and have already done so much! I went to the beach and I was swimming in the ocean. I made some friends from Australia and we're meeting at a restaurant tonight for dinner and drinks! Their accents are a little hard to understand but they are really nice. The weather here is lovely. I can't wait to go swimming tomorrow. I'm so glad that you bought me that plane ticket. Thank you so much! I hope everything is okay back home. Looking forward to seeing you again.

See you soon!

Your son



Compare your postcard to this one and see who is having the better holiday!




Reflect on the goals

Go back to the second slide of the lesson and check if you have achieved all the goals of the lesson.

yes

no







Reflect on this lesson

Think about everything you have seen in this lesson.
What were the most difficult activities or words? The easiest?







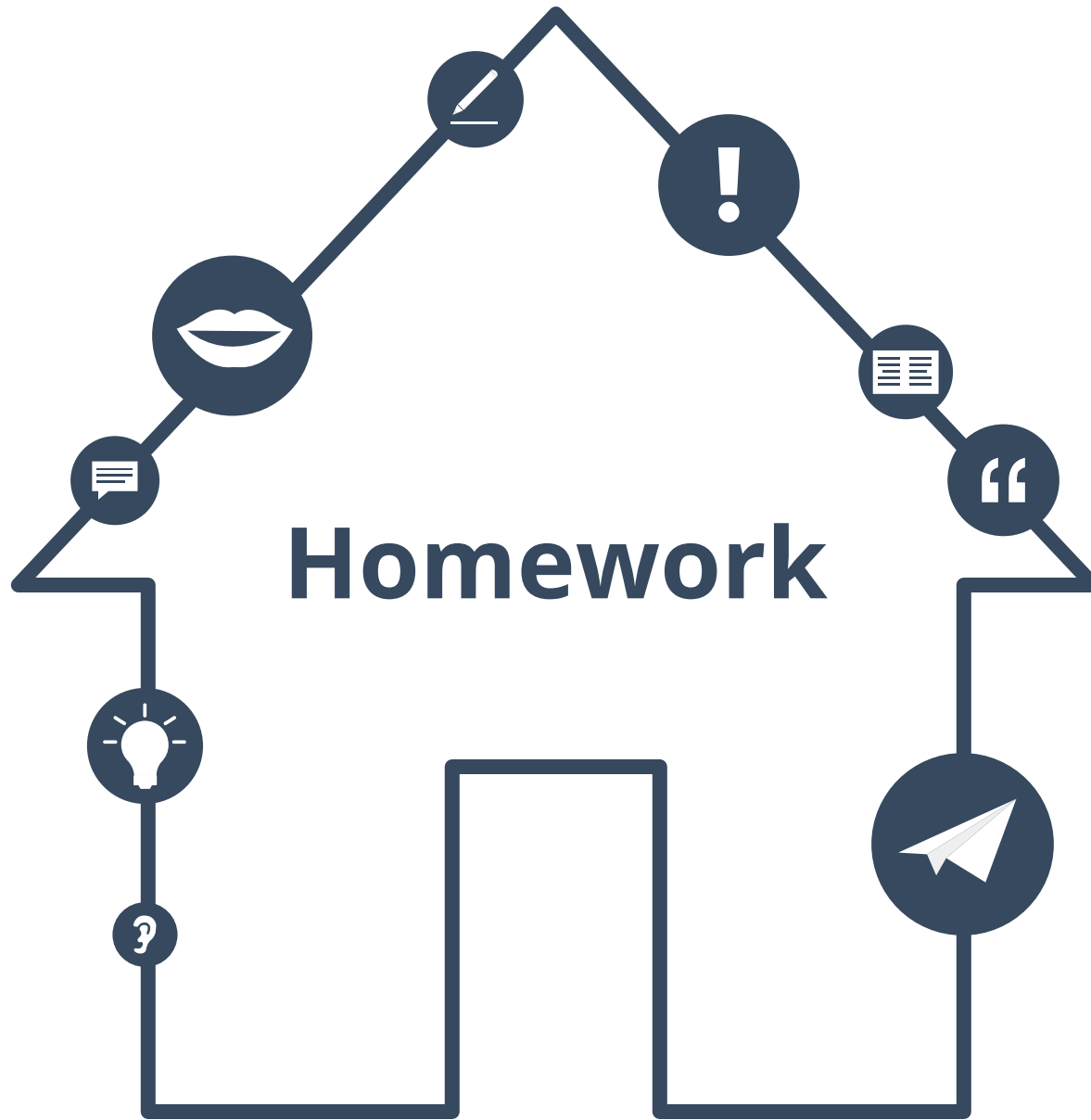


If you have time, go over
the most difficult slides again



Answer key

Exercise p. 7: 1. c 2. b 3. d 4. a
Exercise p. 8: 1. a 2. b 3. a 4. b





Categorize these words

aeroplane

swimming

passport

car

hiking

ship

t-shirt

hat

going to a museum

shorts

seeing a show

train

Transportation

Activities

In your suitcase



Write about your holidays

**Write about your holidays (50 words).
Where do you like to go on holiday? How do you get there?
What do you like to do on holiday? What do you pack for
holidays?**

A white rectangular area with a vertical line on the left side and a series of small circles along the left edge, resembling a spiral-bound notebook. The area contains ten horizontal lines for writing.



About this material

Find out more at
www.lingoda.com



This material is provided by

lingoda

lingoda Who are we?



Why learn English online?



What kinds of English classes do we offer?



Who are our English teachers?



How do our English certificates work?



We also have a language blog!