


# A conversation about my new house

SPEAKING

LEVEL  
Beginner

NUMBER  
A2\_1038S\_EN

LANGUAGE  
English





## Goals

- Can give a simple opinion about where I live and my living preferences.
- Can make comparisons between my current home and a previous home.







## Pronunciation practice

wanted



## Pronunciation practice

wanted

hated



## Pronunciation practice

wanted

hated

liked



## Pronunciation practice

wanted

hated

liked

loved

The ending **-ed** can be pronounced in different ways.

In the words *wanted* and *hated*, **-ed** is **pronounced as a separate syllable** (e.g. *hate* + *-d*).

In the word *liked*, **-ed** is **pronounced like a t** (*like* + *-t*).  
In the word *loved*, **-ed** is **pronounced like a d** (*love* + *-d*).



## Pronounce the words below

A

liked

B

wanted

C

played

D

cared





## Vocabulary review

**comfortable**

**roommate**

**house**

**shared flat**



**cozy**

**building**

**apartment**

**to search for**



## Vocabulary review



I am **searching for** a new home.

I would like to live in a **shared flat**.



I used to live in a **house** with large bedrooms.

I want to live in a less expensive **apartment**.





## Vocabulary review



I want a room that is **cozy** and **comfortable**.

I also want to live with nice **roommates**.



The **apartment building** is taller than my old **house**.

I hope to find what I am **searching for!**





Use three of the words below to describe where you live

roommates  
shared  
flat  
cozy  
rent  
bigger  
apartment building  
comfortable  
utilities  
house  
smaller



What do you see in the picture?



**mansion**

**apartment building**



## Rewrite these sentences in the past

1. We are moving to a new country.

→ We were moving to another country.

2. I like to meet my neighbours.

→ \_\_\_\_\_  
\_\_\_\_\_

3. I am reading an advertisement for an apartment.

→ \_\_\_\_\_  
\_\_\_\_\_

4. We live in a small neighbourhood.

→ \_\_\_\_\_  
\_\_\_\_\_

5. I want to live on a houseboat.

→ \_\_\_\_\_  
\_\_\_\_\_



## Discuss the advertisement below

Seeking one roommate to join a shared flat. Apartment is uptown in a brand new building. Rent is \$600 per month, and all utilities are included. Please, no pets.



## Speaking practice

Do you agree with this statement? Why or why not?

//

I like living with other roommates.

//





## Speaking practice

Compare where you live now to the picture below. How are they different?





## Speaking game

- Describe your childhood home to a classmate. Use at least three verbs in the past simple!




## Reflect on the goals

Go back to the second slide of the lesson and check if you have achieved all the goals of the lesson.

yes



no



## Reflect on this lesson

Think about everything you have seen in this lesson.  
What were the most difficult activities or words? The easiest?

If you have time, go over  
the most difficult slides again



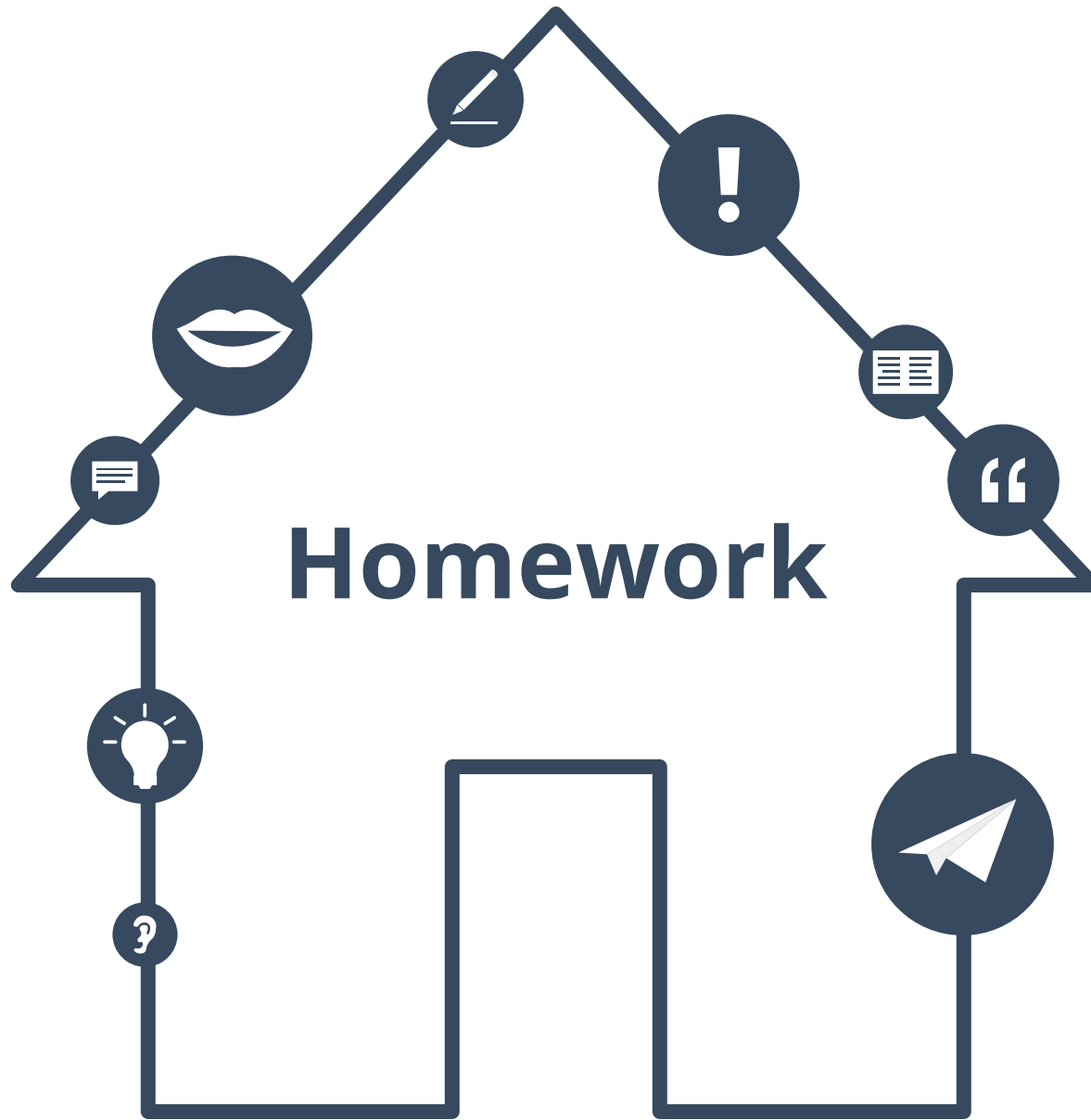


## Answer key

**Exercise p. 13**  
apartment building

**Exercise p. 14**

2. I liked meeting my neighbours.
3. I read an advertisement for an apartment.
4. We lived in a small neighbourhood.
5. I wanted to live on a houseboat.





## Match the sentences

1. My house is larger...

2. When I was young...

3. My roommates...

4. When we lived...

5. Did you use to...

6. Do you prefer...

7. A house...

a. in New York, our rent was very high.

b. are very nice and responsible.

c. to live in the country?

d. I lived in a small cottage.

e. than my apartment.

f. is smaller than a mansion.

g. live in the city?



## Pronunciation

**Which words from this lesson are difficult to say out loud?  
The pronunciation pages have some examples.**



Pronunciation

---

---

---

---

---

---

---

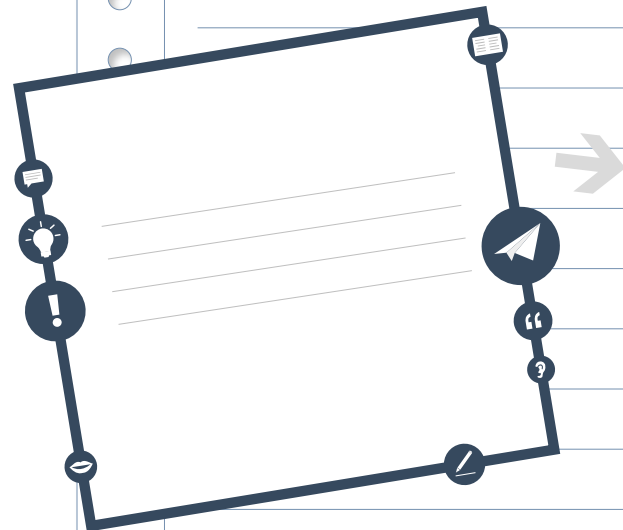
---





## Text at the beginning

Go back to the text on page 3  
and read the text out loud.  
Was it easy?



Write the words  
you find difficult to say  
from the text on slide 3.



## Imagine a conversation

**Imagine a conversation between you and a friend.  
Write a dialogue using the phrases and words on page 4.  
You can use sentences from pages 5 and 6.**

Hello!

My friend...

Do you...?

I am...

How are you?

Good-bye!

A vertical rectangular area on the right side of the page, designed to look like a sheet of lined paper. It features a vertical line on the left side with a series of small circles, suggesting a binder or spiral binding. The rest of the area is filled with horizontal lines for writing.



## Homework answer key

**Exercise p. 23**  
1e, 2d, 3b, 4a, 5c, 6g, 7f

