


A conversation about your plans

SPEAKING

LEVEL
Beginner

NUMBER
A2_1068S_EN

LANGUAGE
English





Goals

- Talk about how you like to make plans using simple terms.
- Discuss plans for the future and make a simple prediction about it.



I am playing tennis with my brother **tomorrow**, because I have a day off. I hope **he will remember** to bring the tennis balls. I'm **going to** beat him!

The frame is decorated with the following icons: a speech bubble, a lightbulb, an exclamation mark, a paper airplane, a quote mark, a question mark, a pen, and a mouth.



Review: talking about the future



I **am meeting** my new boss at 3pm this afternoon.

My sister is **going to** buy a new television soon.



Can you call me later when I **will be** at home?



Vocabulary review

one day

excited

hope

optimist

soon

**when I grow
up**

nervous

confident





Vocabulary review



I **hope** that I will pass my driving test soon.

I am **confident** that she is going to say yes.



I am going to go to Australia **one day**.

I am an **optimist**!





Vocabulary review



I am **excited** about the party.

He is **nervous** about his first day at school



When I grow up I want to be a firefighter.

I **hope** it will stop raining **soon**.





Fill in the blanks

I am going to visit Spain later this year. I _____ it will be nice weather because I want to go to the beach. I am learning Spanish at school but I am _____ about speaking for the first time. I'm sure it will be ok! I am very _____ about my trip – I am an _____ so I think it will be fantastic.



nervous

optimist

hope

excited



Matching

Match the beginnings and endings to form full sentences.

1. One day...

a. by text.

2. I am an...

b. home soon.

3. I want to go...

c. optimist.

4. I like to make plans...

d. I will speak perfect English.



How do you like to make plans?

I like to make plans *face to face* because...



on the phone

by text



When they grow up



What do these children want to be when they grow up?



Pronunciation practice

think



Pronunciation practice

think

thing



Pronunciation practice

think

thing

throw



Pronunciation practice

think

thing

throw

theatre



Pronunciation practice

think

thing

throw

theatre

thunder



Pronunciation practice

think

thing

throw

theatre

thunder

Practise saying the /θ/ sound with your teacher.



Which words have *th*? Practise saying them

I think I will go to the theatre tonight.

Thunder is very loud. I think my dog is scared of it.

We throw the ball in baseball.

Thunder is a funny thing. I think it is hard to tell a child what thunder is.



Pronunciation practice

the



Pronunciation practice

the

this



Pronunciation practice

the

this

there



Pronunciation practice

the

this

there

those



Pronunciation practice

the

this

there

those

these



Pronunciation practice

the

this

there

those

these

Practise saying the /ð/ sound with your teacher.



Which words have *th*? Practise saying them

A

The man is over
there.

B

Those men are not
the same as these
men.

C

This pen is different
to those pens.

D

The woman spoke to
that man.



Role play

Look at the four people below. They are unhappy in their jobs.
Role play with your teacher a conversation with them.



I am **confident** I can get a new job.



I am **going to** a job interview this afternoon. I'm nervous!



Optimist or pessimist?

Are you an optimist or a pessimist?
Why?



I am an **optimist**. I
always try to see
the **positive** in
everything.





Describe

Describe each of the people below.
Remember to use vocabulary from the lesson.



She wants to be an athlete. She is an **optimist**.



Your future

**What are you going to do soon?
What do you hope you will do one day?**

//

I am going to visit Norway soon.

//

//

I hope I will buy a house one day.

//





What's going to happen?

- Choose one of the pictures and tell your teacher what is going to happen next.
- Can your teacher guess which picture you're talking about?





Reflect on the goals

Go back to the second slide of the lesson and check if you have achieved all the goals of the lesson.

yes

no







Reflect on this lesson

Think about everything you have seen in this lesson.
What were the most difficult activities or words? The easiest?



If you have time, go over
the most difficult slides again





Answer key

Exercise p. 11

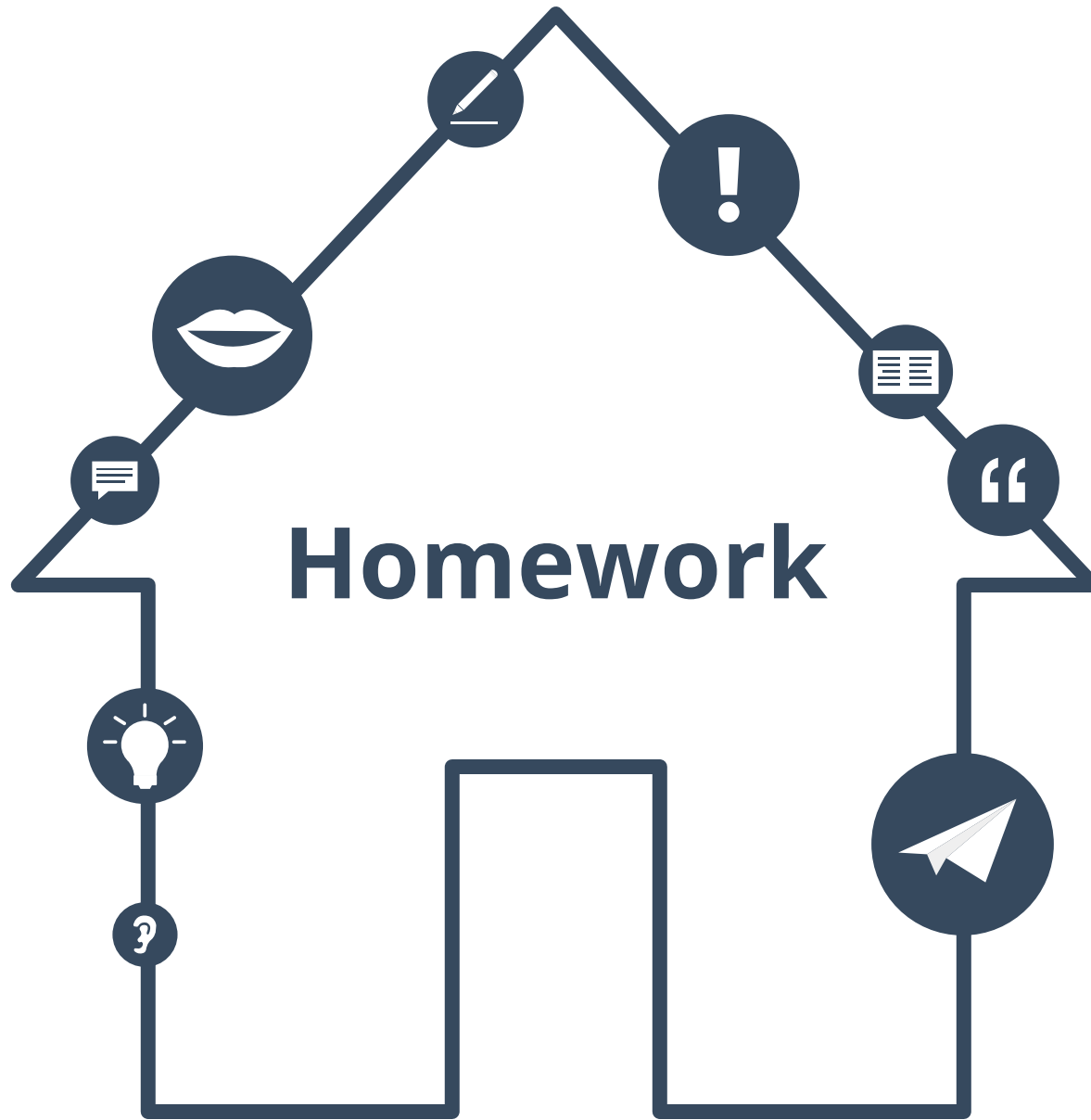
Possible answers: She wants to be a doctor. He wants to be an engineer.

1d, 2c, 3b, 4a

Exercise p. 9

1. hope, 2. nervous, 3. excited, 4. optimist

Exercise p. 8





Match the sentences

1. She is nervous about...

2. They are excited about...

3. The weather is always hot in Indonesia.

4. I think he will...

5. I hope my mum...

6. I am so excited about the future.

7. I like to make plans...

a. I am sure it is going to be hot when I am there.

b. come later, but I am not sure.

c. will visit me in Canada soon.

d. her driving test.

e. by email.

f. going on holiday this year.

g. I am an optimist.



Pronunciation

**Which words from this lesson are difficult to say out loud?
The pronunciation pages have some examples.**

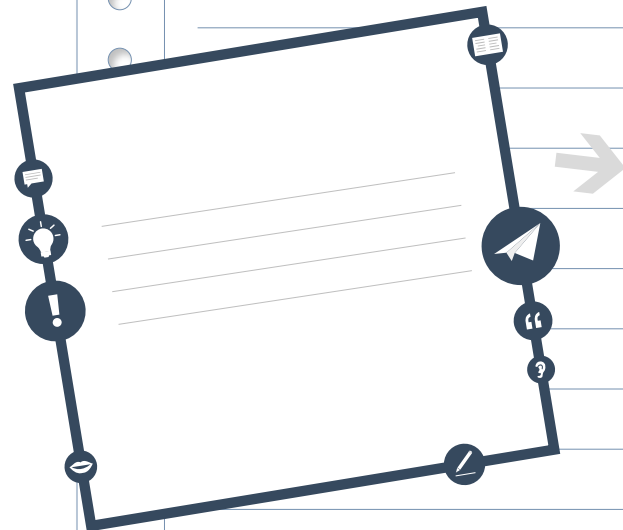


Pronunciation



Text at the beginning

**Go back to the text on page 3
and read the text out loud.
Was it easy?**



Write the words
you find difficult to say
from the text on slide 3.



Imagine a conversation

**Imagine a conversation between you and a friend.
Write a dialogue using the phrases and words on page 4.
You can use sentences from pages 5 and 6.**

Hello!

My friend...

Do you...?

I am...

How are you?

Good-bye!

A vertical rectangular area on the right side of the page, designed to look like a sheet of lined paper. It features a vertical line on the left side with a series of small circles, suggesting a binder or spiral binding. The rest of the area is filled with horizontal lines for writing.



Homework answer key

Exercise p. 35
1d, 2f, 3a, 4b, 5c, 6g, 7e

