


Writing a recipe

COMMUNICATION

LEVEL
Beginner

NUMBER
A2_2012X_EN

LANGUAGE
English

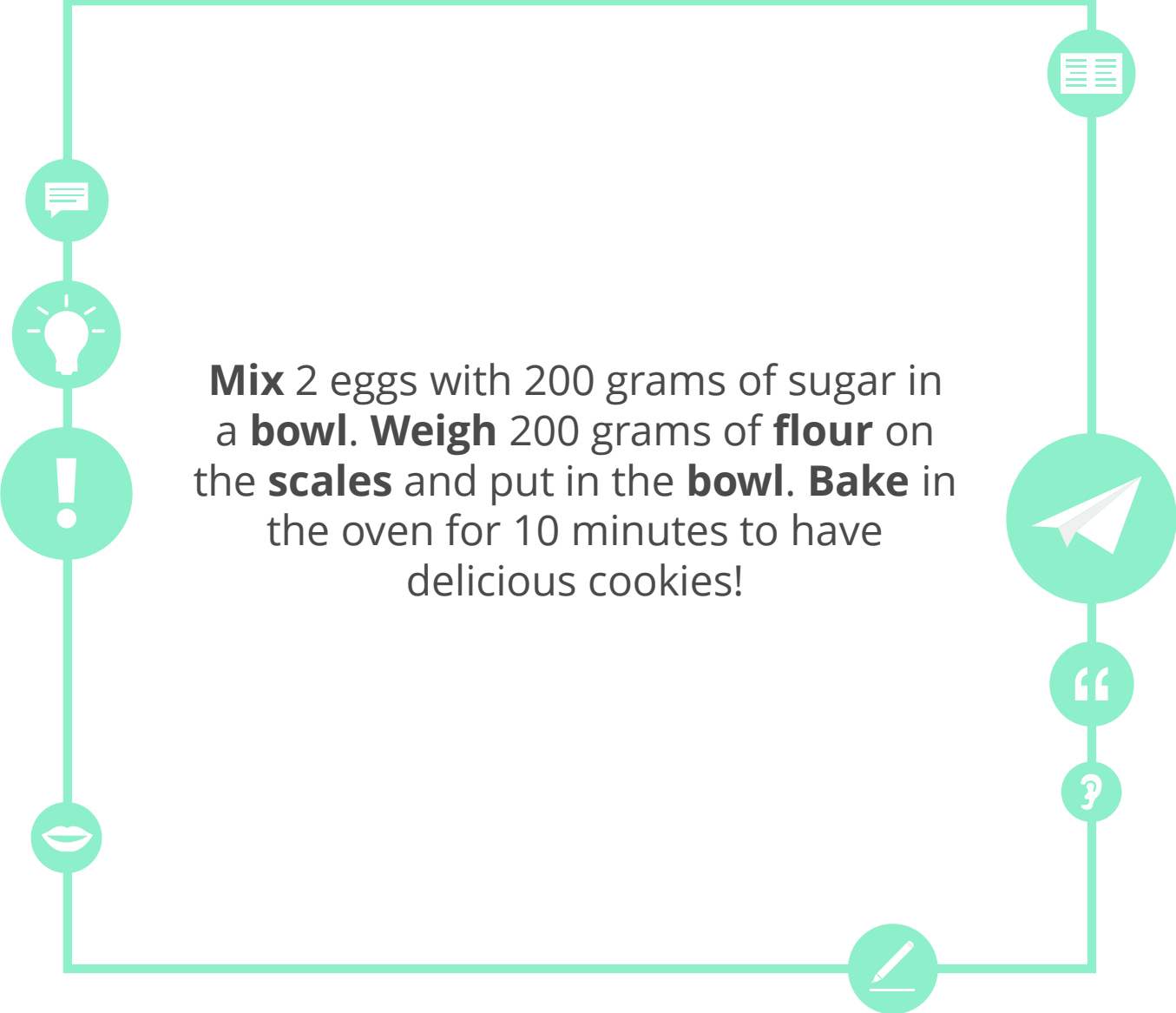




Goals

- Can understand and follow a simple recipe
- Can give details about food quantities when writing a recipe





Mix 2 eggs with 200 grams of sugar in a **bowl**. **Weigh** 200 grams of **flour** on the **scales** and put in the **bowl**. **Bake** in the oven for 10 minutes to have delicious cookies!



Cooking is fun!

- **Cooking** is a really fun hobby that anyone can learn. You can take classes to learn how to cook, or you can watch television programmes and read books to find new recipes.



In **cookery classes** the teacher is often a chef. They can help you to follow the recipe and make sure you understand all the **instructions!**

chef



A **chef** cooks in a restaurant.

chop



We usually **chop** vegetables before we cook them.

separate



To make an omelette, we have to **separate** eggs.

fry

frying pan



This is the **frying pan** I use when I need to **fry** a lot of vegetables.

to mix

to bake



She is **mixing** eggs and flour.
My sister loves **baking** in her free time!

melt



When butter gets hot, it **melts**.



Cooking



We have to **mix** food when we are cooking it.

We can **melt** butter in a pan.





Cooking



Some of these mushrooms are **chopped**.

A **chef** often tastes food before he gives it to customers.



Ice cream **melts** when it is hot.

Chefs usually wear white clothes.





Match the word to the picture

1. melt

2. separate

3. mix

4. chop

5. melt

6. chef

A



C



E



B



D



F





Match the beginnings and endings

1. Separate...

a. 250 grams of butter.

2. Melt...

b. everything together.

3. Chop...

c. 2 eggs.

4. Mix...

d. will help you!

5. The chef...

e. some nuts.




How to make a salad



Imagine you are talking to an alien who doesn't know what salad is! Explain what it is and how we make a salad. What is your favourite salad? Tell the alien the recipe!

flour



We use **flour** to make cake.

bowl



We stir items in a **bowl** before we cook them.

weigh

scales



We **weigh** flour before we make a cake.
We weigh the flour using **scales**.

ingredient



These **ingredients** make a healthy juice.



Cooking



There are lots of different types of **flour**.

We use **scales** to **weigh** people.





Cooking



It is important to **weigh ingredients** before we make a cake.

We often eat cereal from a **bowl**.



These **ingredients** make a cake.

We mix **flour** in a **bowl**.





Put the words into the correct gap



weigh

Granny, how do you make a cake? I have a big _____ here.

bowl

Ok. And I have the _____ to weigh the flour.

ingredients

What do I do with the eggs?

scales

Can I _____ everything together now?

First, you need to find the _____: eggs, flour, sugar and butter.

separate

Good. You need to _____ 200 grams of flour. Then _____ 200 grams of butter – it has to be soft.

mix

_____ the eggs into two bowls.

melt



Match the beginnings and endings

Mix the eggs...

Weigh...

to make a cake.

Flour, sugar
and eggs...

We use a bowl...

the eggs.

are
ingredients in
a cake.

and the flour
together.

300 grams of flour.

Separate...



Children love to cook!

Think about when you were a child. What did you do in the kitchen? Did you help your family? What was your favourite thing to bake? Tell your teacher the recipe!



herb



We add **herbs** to food to give a better flavour.

heat



When we make food hot we **heat** it.

freezer



We keep ice cream in the **freezer**.

fridge



We keep lots of vegetables in the **fridge**.



Cooking



We **bake** a cake in the oven.

Freezers keep food very cold.





Cooking



Italian food uses lots of different **herbs**.

Oregano is a **herb**.



There is lots of food in this **fridge**.

We can **heat** food in the microwave.





Choose the correct option

1. We put milk and cheese in the _____.

a. freezer

b. fridge

2. We put ice cream in the _____.

a. freezer

b. fridge

3. Thyme is a(n) _____.

a. herb

b. ingredient

4. When we put a cake in the oven we _____ it.


a. heat

b. bake



A recipe for butter cookies

1. Take 100g of butter out of the fridge so that it _____ a little.
2. Weigh 100g of sugar using the _____.
3. _____ the butter and the sugar together in a bowl.
4. Add 150g of flour to the _____.
5. Mix all of the _____ together then roll into balls.
6. _____ in the oven at 200 degrees Celsius for 12 minutes.
7. Eat!





Look and explain

The alien is back! This time he is looking at pictures of food, but he doesn't understand how it is made. He asks for your help. Can you explain to the alien how we make the food in the pictures below?



cook



bake



Tell your teacher

- Do you like cooking?
- What is your favourite thing to cook?
- What is your favourite thing to bake?
- If you don't like cooking, is someone in your family a good cook?






Reflect on the goals

Go back to the second slide of the lesson and check if you have achieved all the goals of the lesson.

yes

no






Reflect on this lesson

Think about everything you have seen in this lesson.
What were the most difficult activities or words? The easiest?



If you have time, go over
the most difficult slides again



Answer key

Exercise p.13

A. separate, B. mix, C. melt, D. chef, E. chop, F. melt

Exercise p. 14

1c, 2a, 3e, 4b, 5d

Exercise p. 22

Bowl, ingredients, scales, weigh, melt, separate, mix

Exercise p. 23

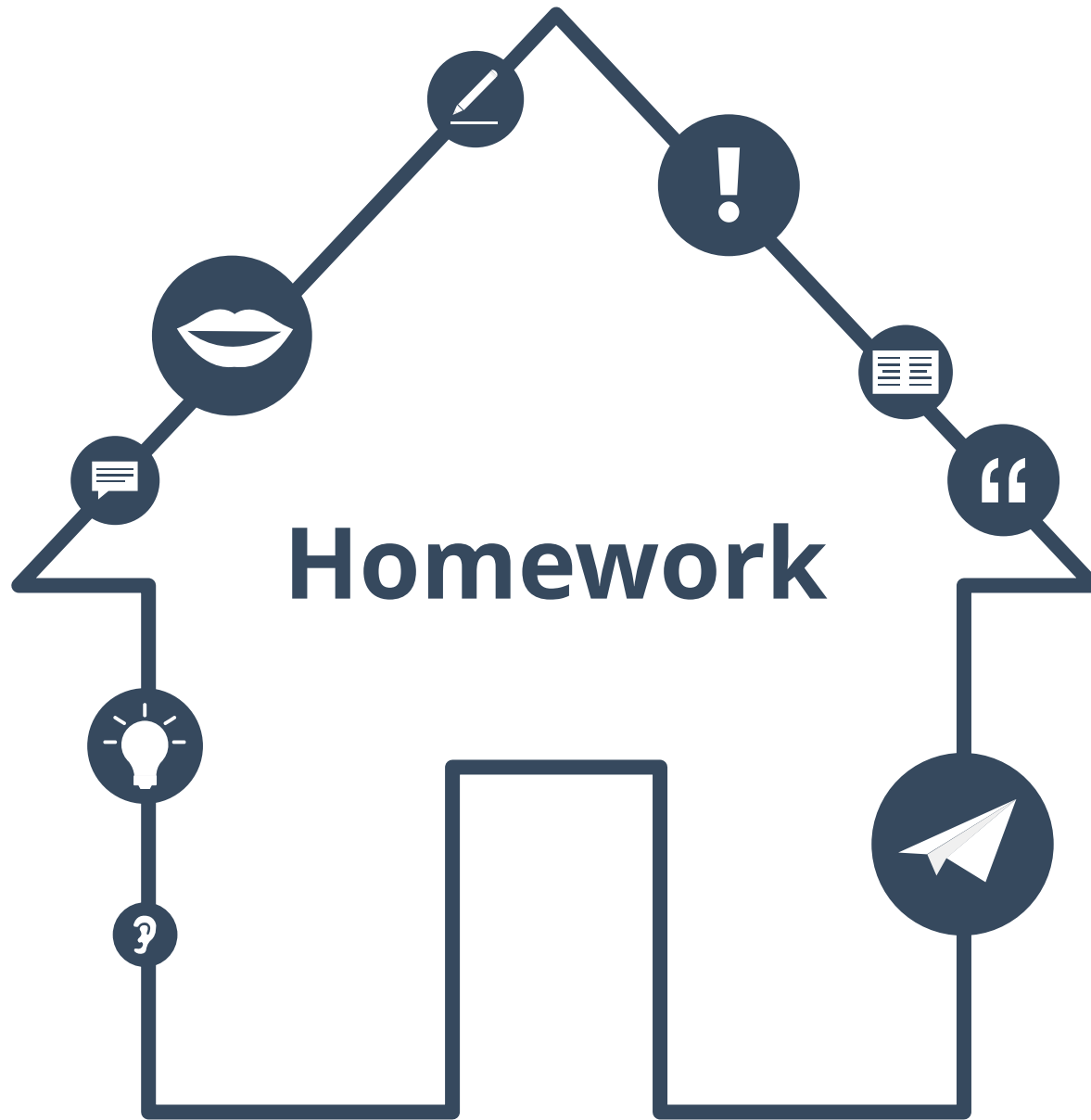
Mix the eggs and flour together. Weigh 300 grams of flour. Separate the eggs. We use a bowl to make a cake. Flour, sugar and eggs are ingredients in a cake.

Exercise p. 31

1b, 2a, 3a, 4b

Exercise p. 32

1. melts, 2. scales, 3. Mix, 4. bowl, 5. ingredients, 6. Bake





Fill in the gaps

1. A _____ works in a restaurant.
2. When we heat butter, it _____.
3. We use scales to _____ food.
4. Flour is one _____ in a cake.
5. We keep ice cream in the _____.
6. We keep milk in the _____.
7. We add _____ to dishes to give them more flavour.
8. We can mix ingredients in a _____.

bowl

fridge

ingredient

melts

chef

weigh

freezer

herbs



Vocabulary lists

**Check the first five words of the lesson.
Sort them into two lists.
Give your lists a name.**

List 1: _____

List 2: _____



My favourite words

Choose five words or phrases from the lesson
and write them down in your list of *My favourite words*.

A graphic of a notepad with a spiral binding on the left. A white sticker with a blue tab is stuck to the top right of the page, containing the text "My favourite words". Below the sticker, the notepad has several horizontal lines. The first three lines are pre-filled with the text "Word one", "Word two", and "Word three" respectively. The fourth line is followed by an ellipsis "...". There are four more empty lines at the bottom of the page.



Make flashcards

Make flashcards out of paper and copy down four words or phrases from this lesson that are hard for you.





Homework answer key

Exercise p. 39
1. chef, 2. melts, 3. weigh, 4. ingredients, 5. freezer, 6. fridge, 7. herbs, 8. bowl



About this material

Find out more at
www.lingoda.com



This material is provided by

lingoda

lingoda Who are we?



Why learn English online?



What kinds of English classes do we offer?



Who are our English teachers?



How do our English certificates work?



We also have a language blog!