


Conversation survival

COMMUNICATION

LEVEL
Beginner

NUMBER
A2_2026X_EN

LANGUAGE
English





Goals

- Can use some simple expressions to say I don't understand or need something repeated.
- Can express my surprise or shock in conversation using some simple phrases.



I'm sorry, I can't **make sense**
of what you're saying.
I think I **misheard** the question.
Can you **clarify** what you **mean**?

The frame is decorated with icons: a speech bubble, a lightbulb, an exclamation mark, a mouth, a document, a paper airplane, a quote mark, a question mark, and a pencil.



Conversation survival

- It is normal when learning a language not to understand everything. It is important to know what to say in such situations. This lesson will teach you some useful phrases to help you survive the bumpy road to fluency!



I'm sorry, could you **repeat** that please?



Vocabulary review

excuse me

**Can you speak a
little more loudly?**

maybe

I don't think



Pardon?

**Could you
repeat that?**

**I don't
understand**

I think



Slow down



Pardon? Did you say something?

Could you repeat that? I didn't catch your name.



Can you speak a little more loudly? It's really noisy in here.

Excuse me, could you speak more slowly please?



to mishear



I'm sorry. I think I **misheard** the question.

to misunderstand



Maybe you **misunderstood** each other.



Don't panic!

- When you **mishear** or **misunderstand** something in a conversation, you can ask for it to be explained in a different way.
- It is **better** to **be sure** than to continue if you **don't understand** something.



I'm sorry, I think I **misheard** that.

to spell




How do you **spell** that? Is it A-T-T-R-A-C-T-I-O-N?

to pronounce



Can you **pronounce** that for me?

to make sense



I can't **make sense** of his accent.



Conversation tips



Did you **misunderstand** the question?

Can you **spell** that for me? **I don't think I**
know that word.



How do you **pronounce** that like a
native speaker?

It will all **make sense** when you practise
your listening skills.


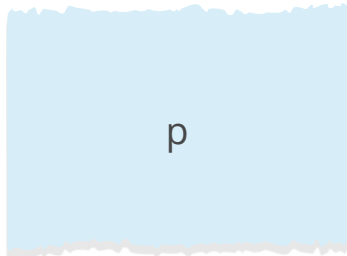

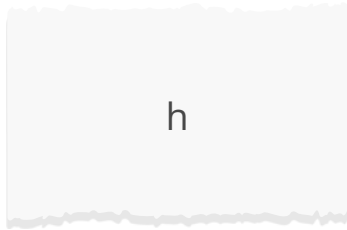
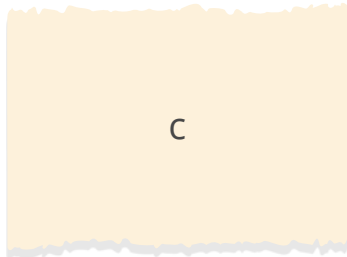




How do you spell that?

Write down words beginning with the letters below.

Ask a classmate or your teacher how to spell the words.



A sheet of lined paper with a vertical blue line on the left and a series of horizontal lines for writing.



Pardon?

Tell a classmate or your teacher something you have misheard or misunderstood in the last month. How did you react?





Pronunciation

**Are there any words you find difficult to pronounce in English?
Tell your classmates or your teacher, and see if they can help.
There are some common ones below.
Practise the words with your teacher.**



answer

ballet

fifteen/fifty

comfortable



Say it again

- Here are some more **conversational strategies** to resolve **miscommunication**.
- Use these phrases to ask someone to **repeat something** that you **mishear** or **misunderstand**.




Can you **clarify** exactly what you **mean**?

to mean



I think I know what you **mean**!

to clarify



Can you **clarify** exactly what that means?

to slow down



Would you mind **slowing down**? I can't make sense of what you're saying.

to catch



I'm sorry. I didn't **catch** the last thing you said.



Resolving miscommunication



I don't think I know what you **mean**.

Would you like me to **clarify** exactly what that means?



I can **slow down** if that helps?

I didn't **catch** that. Could you repeat it?





Complete the sentences

1. I don't think I know what you _____ .

a. say

b. mean

2. Can you _____ exactly what that means?

a. clarify

b. pardon

3. Would you mind _____ down a little?

a. slowing

b. slowly

4. I didn't _____ your name.

a. listen

b. catch



About you

Can you remember the last time you misunderstood something in English? How do you feel when that happens? Do you feel better about it now you know some phrases to help?





Making conversation

Have a conversation with a classmate or your teacher about some of these topics.

Use phrases from this lesson when appropriate.

travel

food in your country

sport



Expressing surprise or shock

- Here are some **conversational strategies** to express **surprise, shock** or **amazement**.
- Use these phrases to **emphasise** your feelings.



Wow!

WOW



Wow! I can't believe the news!

no way



No way! Did you see that?

oh my goodness



Oh my goodness, that's incredible!

how nice



Did you get these flowers for me? **How nice!**

what a day



I've been so busy at work – **what a day!**



I'm shocked!



No way, you're from Marseille too?

Oh my goodness, it's so great to see you!



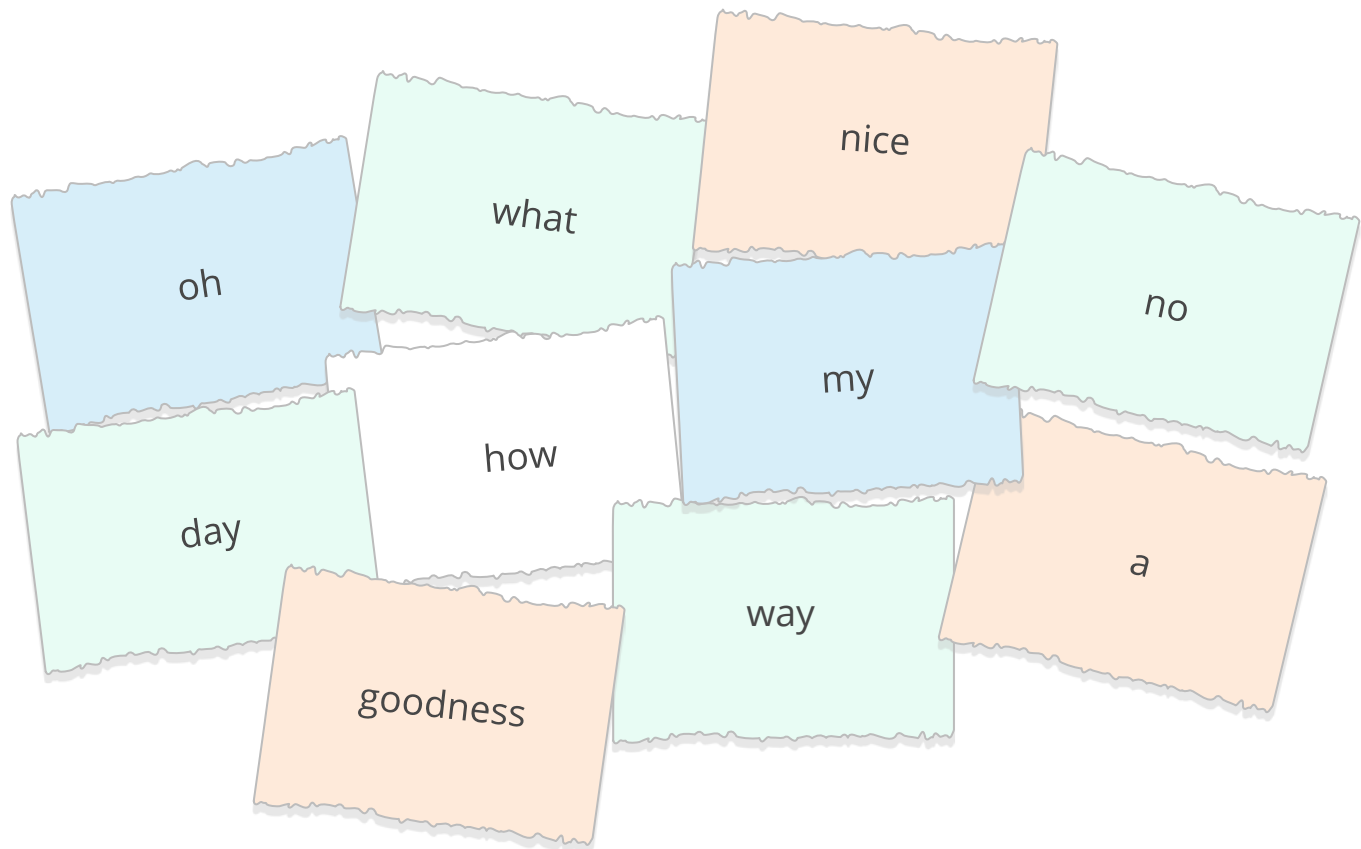
What a lovely birthday cake! **How nice** of you to organise this party for me!

What a day! First I missed my flight, but then I got upgraded to first class!





Find the phrases





Complete the sentences



Oh my _____, I don't believe it!



I didn't quite _____ your name.



I'm sorry, could you _____ a bit?



No _____! I went to that university too!



Think of a situation for each of these phrases

wow

no way

how nice

oh my goodness

Can you clarify
that?

what a day



Describe the picture

- Think of words and situations you could use to talk about these pictures.
- Write them down and compare your list with a classmate.





Reflect on the goals

Go back to the second slide of the lesson and check if you have achieved all the goals of the lesson.

yes

no






Reflect on this lesson

Think about everything you have seen in this lesson.
What were the most difficult activities or words? The easiest?









If you have time, go over
the most difficult slides again





Answer key

Exercise p.34

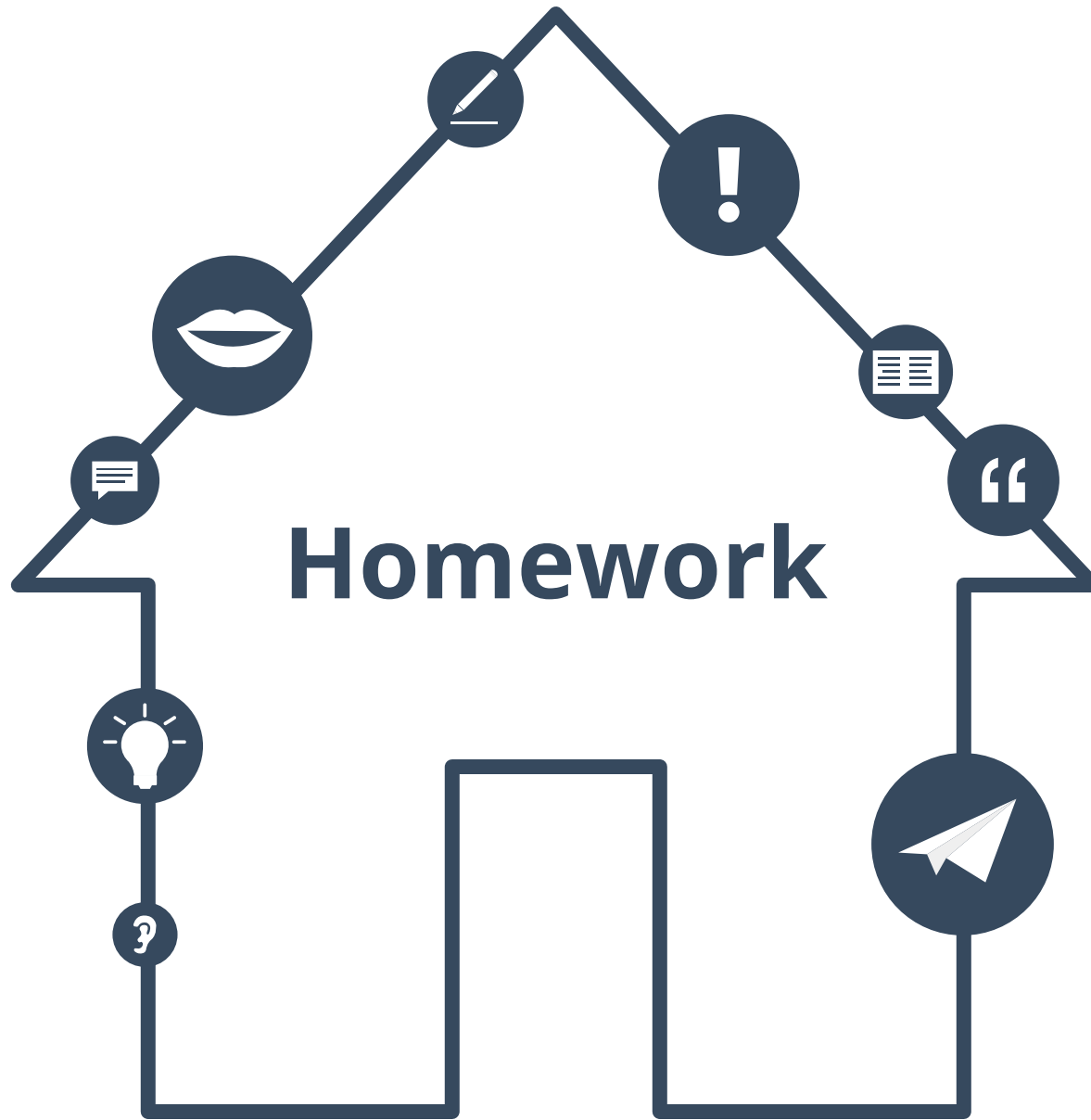
Goodness – catch – slow down – way

Exercise p.33

oh my goodness – what a day – how nice – no way

Exercise p.23

1. b – 2. a – 3. a – 4. b





Fill in the gaps

1. Could you _____ that?
2. Can you speak a little _____ ?
3. How do you _____ your name?
4. I didn't quite _____ your name.
5. I can _____ down if it helps?
6. You bought me flowers – how _____ !
7. Oh my _____ , I don't believe it!
8. Can you _____ exactly what that means?
9. I think I know what you _____ .

slow

clarify

mean

repeat

pronounce

catch

louder

goodness

nice



Vocabulary lists

**Check the first five words of the lesson.
Sort them into two lists.
Give your lists a name.**

List 1: _____

List 2: _____



My favourite words


Choose five words or phrases from the lesson,
and write them down in your list of *My favourite words*.

A graphic of a notepad with a spiral binding on the left. A white sticky note with a blue tab is attached to the top right, reading "My favourite words". Below the sticky note, the notepad has several horizontal lines. The first three lines are pre-filled with the text "Word one", "Word two", and "Word three" respectively. The remaining lines are blank.



Make flashcards

Make flashcards out of paper, and copy down four words or phrases from this lesson that are hard for you.





Sentences in the third person plural

**Choose five example sentences from this lesson.
Copy them, and rewrite them about
a group of people (or using the pronoun *them*).**





Examples:





She is a doctor



→ Hannah and James are doctors.



He speaks English and French



→ They speak English and French.



...













Homework answer key

Exercise p.38
1. repeat – 2. louder – 3. pronounce – 4. catch – 5. slow – 6. nice – 7. goodness –
8. clarify – 9. mean



About this material



Find out more at
www.lingoda.com

This material is provided by
lingoda

lingoda Who are we?



Why learn English online?



What kinds of English classes do we offer?



Who are our English teachers?



How do our English certificates work?



We also have a language blog!