


# A conversation about travelling

SPEAKING

LEVEL  
Beginner

NUMBER  
A2\_2028S\_EN

LANGUAGE  
English





## Goals

- Can navigate a conversation with airline check-in staff at the airport.
- Can use the present perfect to describe a previous travel experience in simple terms.



How many countries **have you been to?**

**Have you ever flown** first class?

What's the best place **you've ever visited?**



## Focus on pronunciation

green



## Focus on pronunciation

green

beach



## Focus on pronunciation

green

beach

police



## Focus on pronunciation

green

beach

police

believe



## Focus on pronunciation

green

beach

believe

police

clean





## Focus on pronunciation

green

beach

believe

police

clean

A **long e** sound in the middle of a word, as in **green**, can be spelt in a variety of ways.



## Focus on pronunciation

Write down all the words you know  
with a **long e** sound.

**Practise** saying the words with a  
classmate or your teacher.



## Focus on pronunciation

**group**



## Focus on pronunciation

group

round



## Focus on pronunciation

group

round

your



## Focus on pronunciation

group

round

your

country



## Focus on pronunciation

group

round

your

country

youth



## Focus on pronunciation

group

round

your

country

youth

There are several ways to pronounce **ou** in the middle of a word.

**Practise** saying these words with a classmate or your teacher.





## Focus on pronunciation

through



## Focus on pronunciation

through

though



## Focus on pronunciation

through

though

fought



## Focus on pronunciation

through

though

fought

tough



## Focus on pronunciation

through

though

fought

tough

cough



## Focus on pronunciation

through

though

fought

tough

cough

Here are some more words with **ou** in the middle.

Practise saying these words, and check your pronunciation with your teacher.



## Find the odd sound

group  
youth  
four

touch  
round  
country

clean  
beach  
heard

cough  
tough  
rough



## Vocabulary review

booking

guide book

boarding pass

attractions



duty-free

room service

first class

check in





## On the move



I made the **booking** for my flight online.

You can check in online and print your **boarding pass** at home – how easy!



Wow! Perfume and cologne are great values at the **duty-free** shops.

Have you ever flown **first class**?





## Checking in



You can **check in** and collect the key to your room at **reception**.

The bellboy will be happy to deliver **room service** to you during your stay.



There are lots of sights and **attractions** around the city. The **tourist information** desk can give you more details.

You can also read the most recent **guide book** in the hotel **lounge**.





What do you see in the picture?



hotel

boarding gate

duty-free

security  
checkpoint



## Brainstorm



Think of all the things you can  
buy  
in the **duty-free** shops  
at an airport.

Tell a classmate.



## Complete the dialogue



**check-in  
passport**

Good afternoon, may I have your \_\_\_\_\_, please?

**carry-on  
baggage**

No, it's on time. Have you got any check in \_\_\_\_\_?

**flight  
boarding**

OK, great. Here's your \_\_\_\_\_ pass. Boarding begins in one hour.

**security  
journey**

It's Gate 5A at Terminal 2. Have a safe \_\_\_\_\_!

Of course. Is the \_\_\_\_\_ delayed?

Yes, I have two \_\_\_\_\_.

Thank you. Where is the boarding \_\_\_\_\_?

**flight  
trip**

**suitcase  
bags**

**gate  
ticket**



The last time I was at an airport...

flight

check-in

booking

duty-free

vacation

baggage

boarding

gate

first class

security



**Where have you been on vacation?**

**Tell a classmate or your teacher about where you have been on vacation.**

**Use the pictures below to help you.**





## Talking about travel

Use the words below to talk about your travelling experiences.

*"The most expensive place I have visited is Switzerland."*

Think of three more experiences to talk about.

best hotel  
(**stay**)

longest flight  
(**take**)

shortest trip  
(**take**)

most beautiful  
city (**be**)

most expensive  
place (**visit**)

nicest  
restaurant  
(**eat**)

\_\_\_\_\_

\_\_\_\_\_

\_\_\_\_\_





## Guess the word

- Think of a word related to travel and travelling, and write a sentence using that word.
- Read the sentence to a classmate or your teacher, but **don't say the word!**
- Your classmate or teacher can try to guess the word.

I read the \_\_\_\_\_ before my trip to find out about all of the top sights and attractions. **(guide book)**




## Reflect on the goals

Go back to the second slide of the lesson and check if you have achieved all the goals of the lesson.

yes



no



## Reflect on this lesson

Think about everything you have seen in this lesson.  
What were the most difficult activities or words? The easiest?

If you have time, go over  
the most difficult slides again



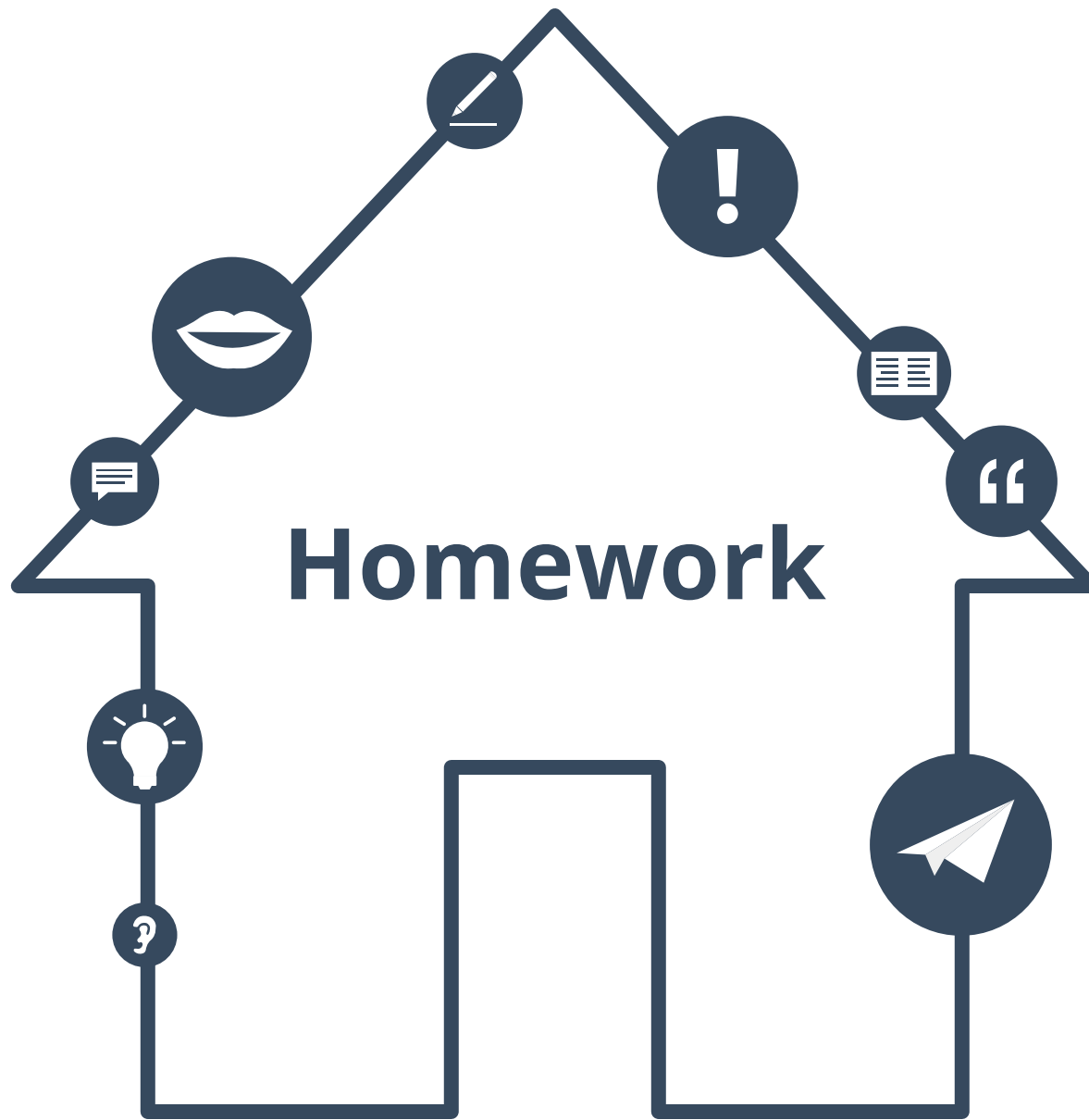


## Answer key

**Exercise p.29**  
passport – flight – baggage – bags – boarding – gate – journey

**Exercise p.27**  
duty free

**Exercise p.23**  
four – round – heard – cough





## Match the sentences

1. I stayed at a...

2. I have never flown...

3. You have to check in...

4. Perfume and cologne are...

5. Have you ever...

6. I made the booking...

7. Where's the most expensive...

a. to get your boarding pass.

b. been to Amsterdam?

c. lovely 3 star hotel.

d. for my flight online.

e. first class.

f. place you've ever visited?

g. cheap in the duty free shops.



## Pronunciation

**Which words from this lesson are difficult to say out loud?  
The pronunciation pages have some examples.**



Pronunciation

---

---

---

---

---

---

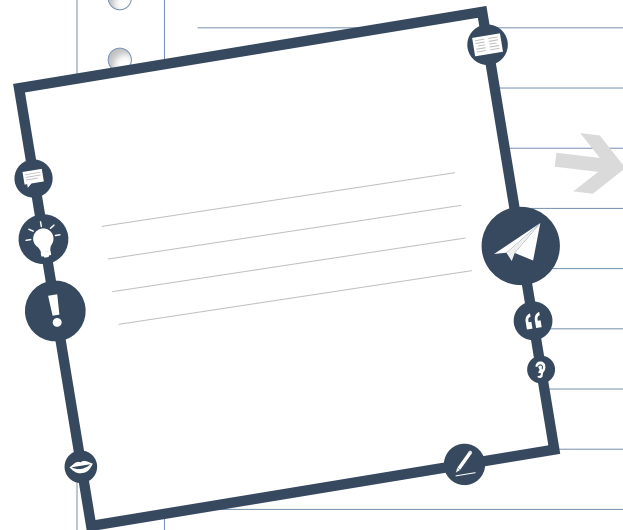
---

---



## Text at the beginning

**Go back to the text on page 3,  
and read the text out loud.  
Was it easy?**



Write the words  
you find difficult to say  
from the text on slide 3.





## Imagine a conversation

**Imagine a conversation between you and a friend.  
Write a dialogue using the phrases and words on page 4.  
You can use sentences from pages 5 and 6.**

Hello!

My friend...

Do you...?

I am...

How are you?

Good-bye!

A vertical rectangular area on the right side of the page, designed to look like a sheet of lined paper. It features a vertical line on the left side with a series of small circles, suggesting a binder or spiral binding. The rest of the area is filled with horizontal lines for writing.



## Homework answer key

**Exercise p.38**  
1. c - 2. e - 3. a - 4. g - 5. b - 6. d - 7. f

