


Present continuous for future arrangements

GRAMMAR

LEVEL
Beginner

NUMBER
A2_2033G_EN

LANGUAGE
English






Goals

- Can make future arrangements using the present continuous.
- Can determine when to use 'will', 'going to' and the present continuous when talking about future plans.





I'm flying to Paris next week with my brother. **We're visiting** the Eiffel Tower and **eating** crêpes by the river. **We're seeing** the famous works of art in the Louvre Museum. **We're staying** in Paris for an entire week.



Present continuous for future arrangements

- What do you know already about future tenses in English? Do you already know about using the **present continuous** for **future** arrangements?



Joe and Isabelle **are leaving** next week. They're **going** on a round-the-world tour!



Review forming the present continuous tense

- We form the present continuous with **to be** in the present and an **-ing** verb.

pronoun	to be in the present	-ing verb
I	am	eating
you, we, they	are	eating
he, she, it	is	eating



Using the present continuous tense

- There are three primary uses for the present continuous tense:
 - happening right now for a short time
 - happening for a longer time but still temporary
 - talking about future arrangements

right now	temporary	future arrangements
I am taking the bus.	I am taking the bus while my car is getting fixed.	I am taking the bus with Sarah to work tomorrow.
I am eating sushi in a restaurant.	I am eating sushi in restaurants until I move out of the hotel and into a new flat.	I am eating sushi with my host family every day when I go to Japan next summer.
We are visiting China. We're at the Great Wall!	We are visiting China often because we're opening a new store there. We won't be visiting China anymore once the store is ready.	We are visiting China in June for our holiday.



Are these sentences talking about the present or future arrangements?

	PRESENT	FUTURE
1. My boss is meeting Mark right now, so he can't talk to you.	<input type="checkbox"/>	<input type="checkbox"/>
2. My boss is hiring a new assistant next month when James retires.	<input type="checkbox"/>	<input type="checkbox"/>
3. David is washing the dishes.	<input type="checkbox"/>	<input type="checkbox"/>
4. Martha's daughter is starting university next week.	<input type="checkbox"/>	<input type="checkbox"/>
5. William's moving to Hawaii next year!	<input type="checkbox"/>	<input type="checkbox"/>



Our plans for visiting New York City

I'm so excited about visiting New York City with my sister, Jane, in December! We're flying out on 15 December and we're returning on 22 December. We're _____ two Broadway shows that week, and we're _____ at The Hard Rock Café on Wednesday. We're _____ at the Rockefeller Center, and we're _____ the Staten Island Ferry past the Statue of Liberty. On our last day, Jane's _____ a friend for lunch, but I'm _____ the subway out to Coney Island because Jane doesn't care if she sees that amusement park or not.



taking

eating

riding

seeing

meeting

ice skating



Fill in the gaps with the correct form of *to be*



Do you know where you _____ going on holiday this year Dave?

Where _____ you staying in Italy?

What _____ you doing in Sicily?

Yes, we _____ going to Italy, and my sister _____ staying in our house while we are away.

My wife _____ staying the first few days with her cousin who lives in Rome. I _____ visiting my friend Rudolph in Florence. Then we are meeting in Sicily

Oh, definitely just relaxing! We _____ hoping to spend most of our time reading, eating great food and sleeping!



Practice time!

What about you? What are you doing this evening? Tomorrow?
At the weekend? Next month? Tell your plans to your teacher
or a classmate using the present continuous tense.



tomorrow

this evening

at the weekend

next month



Review future structures

- We use **will** or **to be going to** with a base verb to talk about the future.

Subject	Will/Going to	Verb
I	will	work on Monday.
You	will	work on Tuesday.
I	am going to	catch the bus.
You	are going to	take a taxi.
He	is going to	drive his car.



Compare the uses of different future structures

- We use **will** to make general statements of fact about the future and to make predictions.
- We use **to be going to** for future intentions we have already thought about ourselves.
- We use the present continuous for future arrangements we have already talked about with someone else.

structure and use	example
will – future statement of fact	My wife will be in Japan next week.
will – prediction	In 50 years, cars will drive themselves.
to be going to – future intentions	I'm going to look for a better job.
present continuous – future arrangements	Meg and I are eating at the Mexican restaurant before the film tonight.



Match the pictures to the predictions, intentions, and arrangements

1. I'm going to study for the test tonight.

2. They will have a lot of fun baking biscuits.

3. We're going on a cruise next week.

4. She's running the race on Saturday with me.

5. Matthew will win the game of chess.

6. He's going to the USA for one month with just one suitcase.

A



C



E



B



D



F





Match the sentences to the uses of the future structures

That restaurant will close soon because the food is terrible.

She's meeting me at the restaurant at five o'clock.

I'm going to leave work early today.

My son will make a great lawyer because he argues a lot.

I'm going to make spaghetti for dinner.

We're hiring a new receptionist from Malaysia.

University graduates will be able to get better jobs.

She's going to exercise more so she gets in shape.

He's driving on Saturday, and I'm driving on Sunday.

Singapore will be the most important financial centre.

He's going to find out how much it costs to stay at that hotel.

We're watching a film after dinner.

future predictions

future intentions

future arrangements



Use the present continuous to talk about future arrangements

1. Last Monday I made spaghetti for dinner.



Next Monday I'm making tacos for dinner.

2. Last Tuesday we ate at a Chinese restaurant.



3. Last Wednesday they went skiing.



4. Last Thursday my boss left work late.



5. Last Friday we saw a romantic film.



6. Last Saturday we bought new summer clothes.



7. Last Sunday we drove to the beach.



8. On our last holiday, we went to France.





We're having a holiday!

Pretend you have already made plans for a holiday next week with a friend. Talk about your future arrangements and plans for your trip.



Where are you going?

How are you getting there?

When are you leaving?

When are you returning?

Where are you staying there?

Where are you eating there?

What are you doing while you're there?

What are you seeing while you're there?

Are you staying together the whole time?



My diary

Do you keep a diary? Tell your teacher or a classmate about your plans for the next week.



The Queen's diary

You have already practised telling your teacher your plans for the next week, but imagine what the Queen of the United Kingdom's plans are! She must have a very busy life. Imagine you are the Prime Minister of your country, and tell your teacher your plans, be as creative as you can!





Reflect on the goals

Go back to the second slide of the lesson and check if you have achieved all the goals of the lesson.

yes

no







Reflect on this lesson

Think about everything you have seen in this lesson.
What were the most difficult activities or words? The easiest?









If you have time, go over
the most difficult slides again





Answer key

Exercise p. 7

1. present, 2. future, 3. present, 4. future, 5. future

Exercise p. 8

seeing, eating, ice skating, riding/taking, meeting, taking/riding

Exercise p. 9

are, are, is, are, is, am, are, are

Exercise p. 13

1c, 2f, 3e, 4b, 5a, 6d

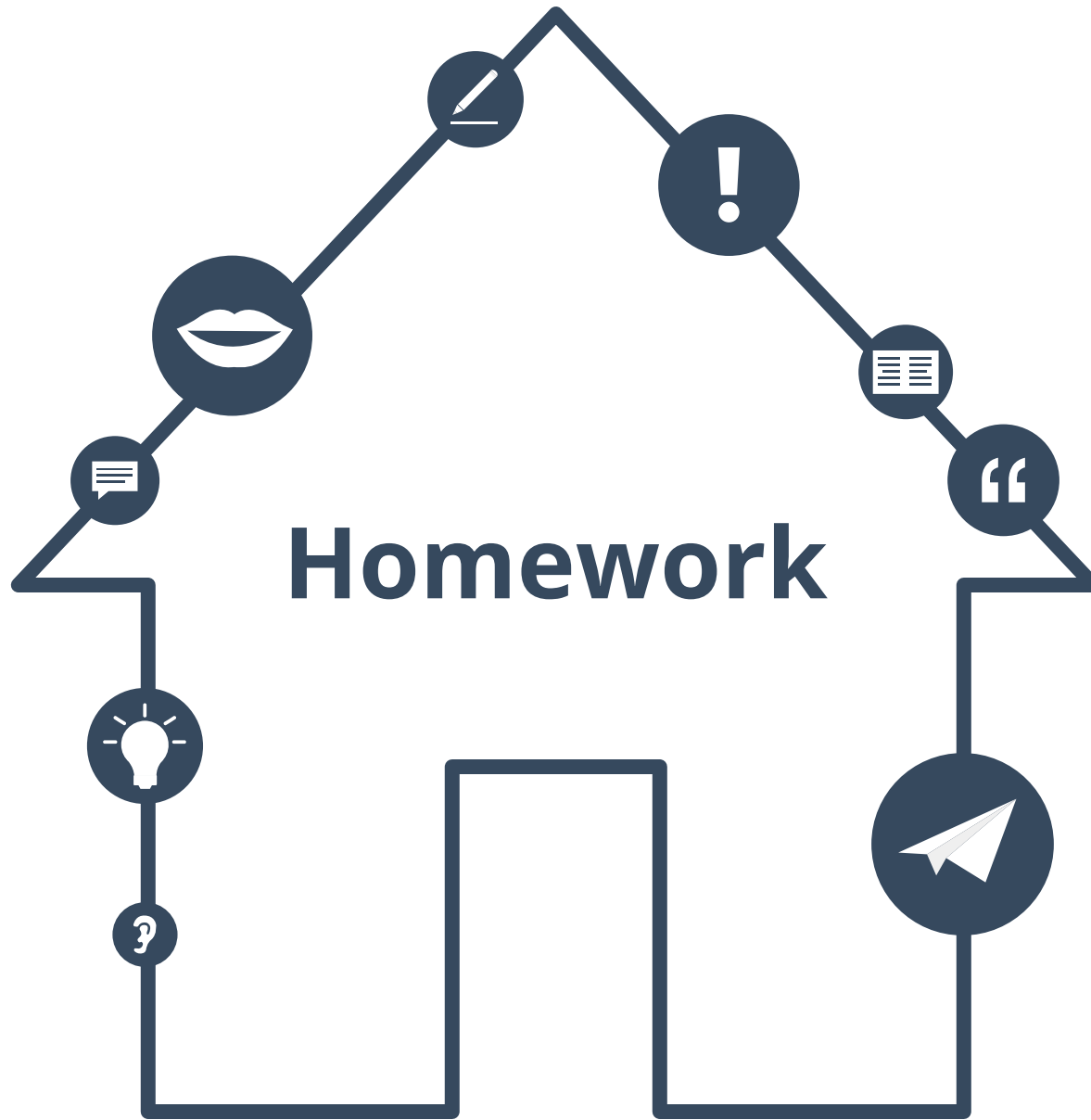
Exercise p. 14

Predictions: will
Intentions: going to

Arrangements: is meeting, are hiring, is driving, are watching (present continuous)

Exercise p. 15

2. Next Tuesday we're eating at a (Japanese) restaurant.
3. Next Wednesday they're going (bowling).
4. Next Thursday my boss is leaving work early.
5. Next Friday we're seeing a (horror) film.
6. Next Saturday we're buying new (winter) clothes.
7. Next Sunday we're driving to the (mountains).
8. On our next holiday, we're going to (Spain).





Make a schedule for the week


**Write what you are doing every day next week.
For example: On Monday I'm cleaning the house.**

A vertical sheet of white paper with a spiral binding on the left side, featuring horizontal lines for writing. The paper is positioned centrally below the instruction box.



Text at the beginning

**Go back to the text on page 3
and find examples of
the grammar topic of this lesson in it.
Write them down.**



Copy parts of the text
that are examples of
topic of the lesson.



Sentences in the first person plural

**Choose five sentences from this lesson.
Copy them and write them about you and a friend.**

<input type="radio"/>	_____
<input type="radio"/>	Examples: _____
<input type="radio"/>	_____
<input type="radio"/>	I'm flying to Paris next week.
<input type="radio"/>	→ My friend Maria and I are flying to Paris next week.
<input type="radio"/>	Next Wednesday they are going skiing.
<input type="radio"/>	→ Next Wednesday my friend Raul and I are going skiing.
<input type="radio"/>	...
<input type="radio"/>	_____
<input type="radio"/>	_____
<input type="radio"/>	_____
<input type="radio"/>	_____
<input type="radio"/>	_____



Easy or difficult?

Is the grammar topic of this lesson...
easy or difficult?

Write down what is difficult for you and what is easy.

A vertical rectangular area with a light gray background, a vertical line on the left side, and a series of horizontal lines for writing, resembling a page from a spiral notebook.



About this material



Find out more at
www.lingoda.com

This material is provided by

lingoda

lingoda Who are we?



Why learn English online?



What kinds of English classes do we offer?



Who are our English teachers?



How do our English certificates work?



We also have a language blog!