


Using possessive pronouns

GRAMMAR

LEVEL
Beginner

NUMBER
A2_2057G_EN

LANGUAGE
English



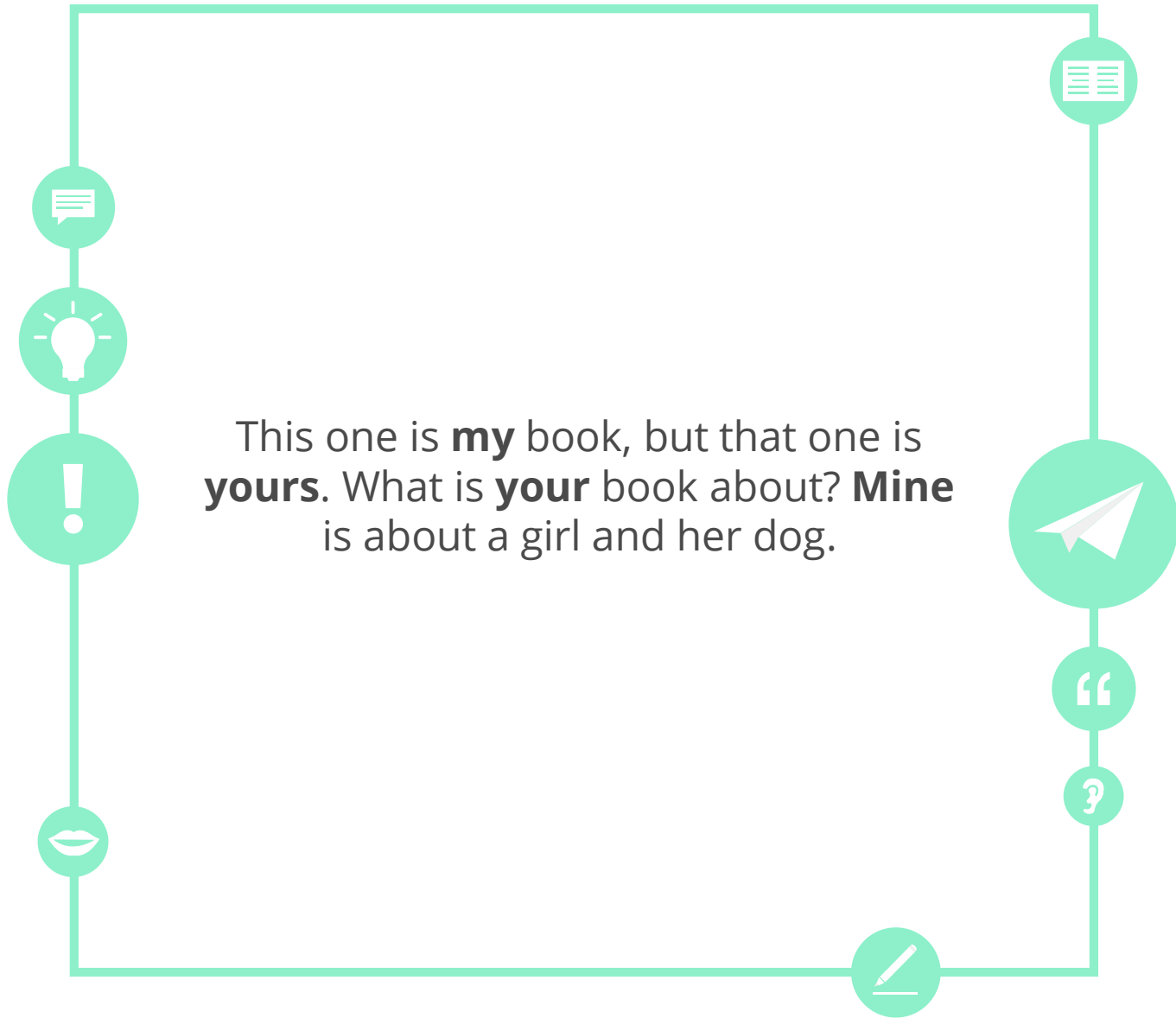


Goals

- Can identify the possessive pronouns and determiners in English.
- Can use possessive pronouns and determiners when talking about my belongings.



This one is **my** book, but that one is **yours**. What is **your** book about? **Mine** is about a girl and her dog.





Warm-up

- We use possessive pronouns and determiners to say that something belongs to you.



This is **my** dog. The dog is **mine**. The dog belongs to **me**.



Review of personal pronouns

- The table below reviews the personal pronouns in English
- The personal pronoun is different when it is used as a subject and when it is used as an object

subject	object
I	me
You	you
he, she, it	him, her, it
we	us
they	them





Review of using personal pronouns

- Personal pronouns can change if they are used as a **subject** or an **object**. Look at the examples in the table below:

subject	object
I am from the United States.	This story is about me .
She can play the piano.	The piano belongs to her .
We can see the musicians.	They cannot see us .
They are writing a letter.	I am writing them a letter.



Possessive pronouns

- Possessive pronouns are used when something belongs to someone
- Possessive pronouns are used as **nouns**.

personal pronoun	possessive pronoun	example
I	mine	This book is mine .
you	yours	The blue pen is yours .
he, she, it	his, hers, its	Which papers are hers ?
we	ours	This house is ours .
they	theirs	That house is theirs .



For each pronoun below, say the possessive pronoun

they

it

you

she

we

I



Transform the sentences using the possessive pronoun

1. I have the blue cup.

→ The blue cup is mine.

2. You have a purple house.

→ _____

3. She has a puppy.

→ _____

4. They have cheese, eggs, and milk.

→ _____

5. We own the computers.

→ _____



Describe the pictures using the correct possessive pronoun





Possessive determiners

- In addition to possessive pronouns, there are also possessive determiners. These are used as **adjectives** and have to agree with a noun.
- Look at the table below. There are only a few differences.
 - The possessive pronoun and determiner **his** and **its** are the same.

Pronoun	Possessive pronoun	Possessive determiner
I	mine	my
you	yours	your
he, she, it	his, hers, its	his, her, its
we	ours	our
they	theirs	their



Using possessive pronouns and determiners

- Do I use a possessive determiner or a possessive pronoun? It depends on whether it is used as an **adjective** or a **noun**. See the examples below.

Possessive determiner	Possessive pronoun
That is <u>my</u> house.	That house is mine .
I am <u>your</u> friend.	I am a friend of yours .
<u>Her</u> flowers are blue.	The blue flowers are hers .





Table activity

Complete the table with the correct pronoun

she	hers	her
I	_____	my
we	ours	_____
they	_____	their
he	_____	_____



Transform the sentences using a possessive determiner

1. That meal is mine.

→ That is my meal.

2. Those shoes are hers.

→ _____

3. That jacket is his.

→ _____

4. That house belongs to them.

→ _____

5. Which book is yours?

→ _____

6. She is a friend of mine.

→ _____

7. He is a student of hers.

→ _____

8. That car is theirs.

→ _____



Free talk

Talk about yourself using the words below. Then, think of someone you know and describe them.

Example: My favourite animal is a dog.
My mother's favourite animal is her cat.



hair colour

profession

name

nationality



Using possessive pronouns and determiners

- When using possessive pronouns and determiners, it is important that the subject and the verb still agree.
- If there is a plural subject, the verb should be plural also.

The plate <u>is</u> hers.	The plates are hers.
The car <u>is</u> mine.	The cars are theirs.
Her cat <u>is</u> orange and black.	The orange and black cats are hers.





Using possessive pronouns and determiners



- Possessive pronouns and determiners show that something belongs to you, or you possess it. There are many different ways of saying sentences with the same meaning – see the table below.

It belongs to me.	It is mine.
I have three cats.	These are my cats.
Those are her vegetables.	Those vegetables are hers.
Those are his children.	Those children are his.
We live in a large apartment.	That large apartment is ours.





Multiple choice

1. That movie is a favourite of _____.

- a. me b. my c. you d. mine

2. I like _____ teacher, but he gives too much homework.

- a. me b. you c. mine d. my

3. You have the same mother and father, so she is _____ sister.

- a. your b. mine c. yours d. you

4. They cannot take that money because it is not _____.

- a. them b. they c. theirs d. their



Multiple choice

1. We have _____ class in the new building.

- a. us b. we c. our d. ours

2. The sun completes _____ trip around the earth once a year.

- a. his b. hers c. its d. it

3. If I know _____ birthday, I can figure out how old you are.

- a. the b. yours c. you d. your

4. I like my coffee with milk and sugar, but she likes _____ without sugar.

- a. hers b. the c. she d. her

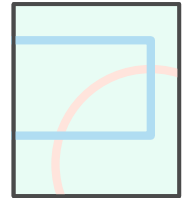


Read the example below

Dear Lisa,

How are you? Our holiday in Spain is going well! I am traveling with my sister, too – it is her birthday tomorrow. We are meeting a friend of mine tomorrow. Until then, I am reading my new book on the beach!

See you,
Amy



Amy is writing to her friend about her holiday. Can you find the possessive determiners in Amy's postcard?



Write a postcard

Now imagine you are on holiday and want to write to a friend about your experience. Try to use possessive pronouns and determiners at least four times.

Use the example on the page before to help you.

A blank postcard template. The postcard is divided into two main sections by a vertical line. On the left side, there are 10 horizontal lines for an address. On the right side, there are 4 horizontal lines for a message. In the top right corner of the message area, there is a small square box for a stamp, containing a blue square and a red arc. The entire postcard is enclosed in a thin black border.



Game

- Tell a story about the objects below.
- Who do they belong to?






Reflect on the goals

Go back to the second slide of the lesson and check if you have achieved all the goals of the lesson.

yes

no






Reflect on this lesson

Think about everything you have seen in this lesson.
What were the most difficult activities or words? The easiest?



If you have time, go over
the most difficult slides again



Answer key

Exercise p.8

they/theirs, it/its, you/yours, she/hers, we/ours, I/mine

Exercise p.9

The purple house is yours.
The puppy is hers

The cheese, eggs, and milk are theirs.
The computers are ours.

Exercise p.10

Possible answers: The red book is hers, The pizza is theirs, The green chair is his, The coffee is his

Exercise p.13

mine, our, theirs, his, his

Exercise p.14

2. Those are her shoes.
3. That is his jacket.

4. That is their house.
5. Which is your book?

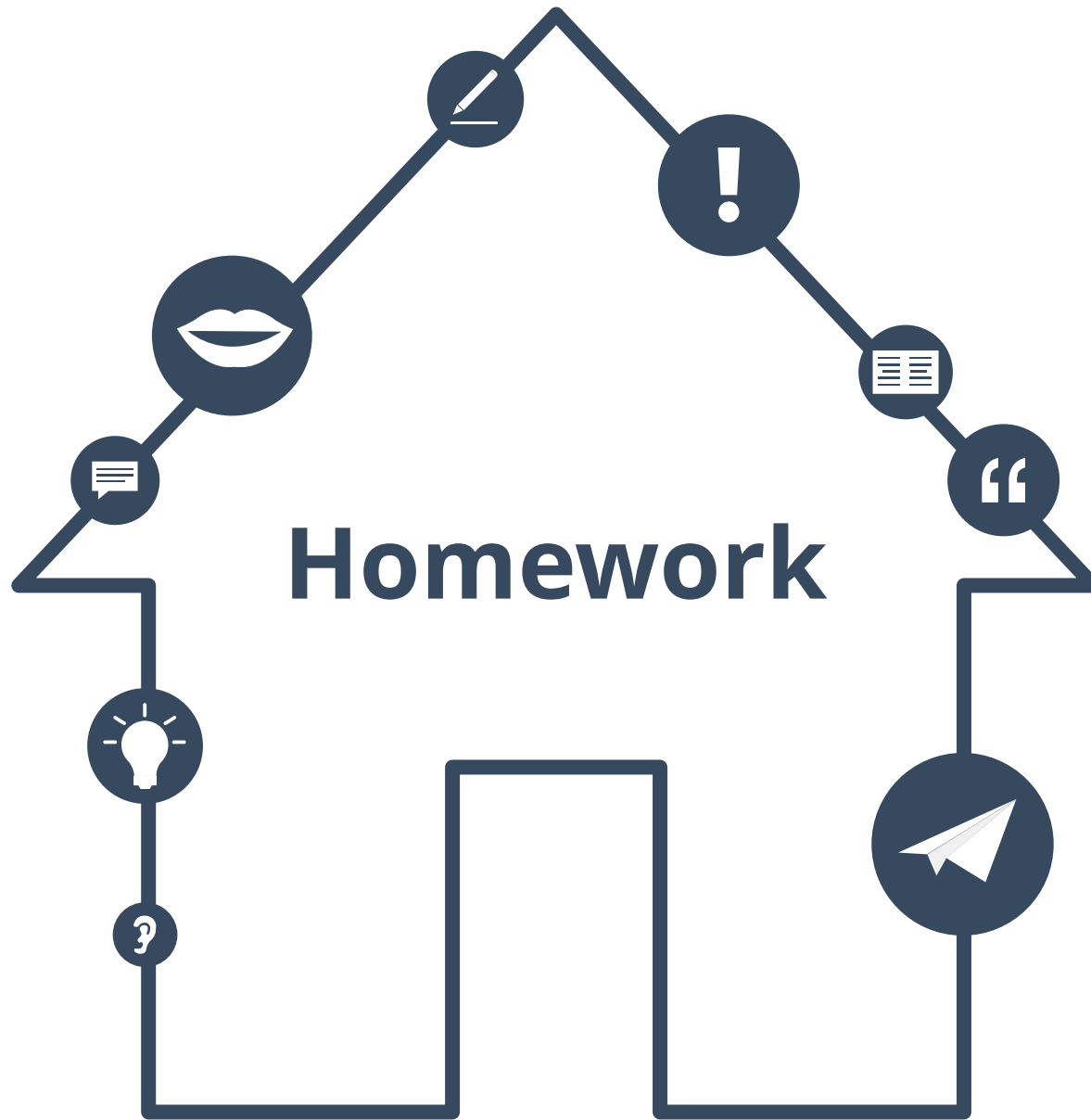
6. She is my friend.
7. He is her student.

8. That is their car.

Exercise p.18-19

1. D 2. D 3. A 4. C

1. C 2. C 3. D 4. A





Transform the sentences using a possessive determiner

1. This newspaper belongs to me.

→ This is my newspaper.

2. Does this bicycle belong to you?

→ _____

3. This cat belongs to you.

→ _____

4. This chair is mine.

→ _____

5. These articles are yours.

→ _____

6. That beach is ours.

→ _____

7. That garden is theirs.

→ _____

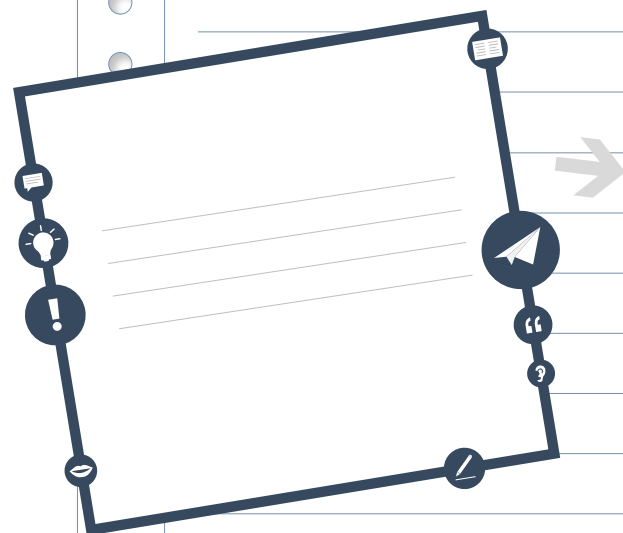
8. Those chairs are his.

→ _____



Text at the beginning

Go back to the text on page 3,
and find examples of
the grammar topic of this lesson in it.
Write them down.



Copy parts of the text
that are examples of
topic of the lesson.



Find the verbs

**Find the verbs in this lesson and write them down.
Which are new? Do you know all of them?
Look these words up.**

Verbs



Sentences in the first person plural

**Choose five sentences from this lesson.
Copy them and write them about you and a friend.**

<input type="radio"/>	_____
<input type="radio"/>	Examples: _____
<input type="radio"/>	_____
<input type="radio"/>	I don't understand _____
<input type="radio"/>	→ My friend Maria and I don't understand. _____
<input type="radio"/>	He has a book _____
<input type="radio"/>	→ We have a book _____
<input type="radio"/>	... _____
<input type="radio"/>	_____
<input type="radio"/>	_____
<input type="radio"/>	_____
<input type="radio"/>	_____
<input type="radio"/>	_____



Easy or difficult?

Is the grammar topic of this lesson...
easy or difficult?

Write down what is difficult for you and what is easy.

A vertical rectangular area on the right side of the page, designed to look like a spiral-bound notebook. It features a vertical line of circular punch holes on the left edge and ten horizontal lines for writing on the right side.



Homework answer key

2. Is this your bicycle?
3. This is your cat.
4. This is my chair.
5. These are your articles.
6. That is our beach.
7. That is their garden.
8. Those are his chairs.



About this material

Find out more at
www.lingoda.com



This material is provided by

lingoda

lingoda Who are we?



Why learn English online?



What kinds of English classes do we offer?



Who are our English teachers?



How do our English certificates work?



We also have a language blog!