



lingoda

# Preparing for oral exams

SPEAKING

LEVEL  
Advanced

NUMBER  
C1\_3024S\_EN

LANGUAGE  
English

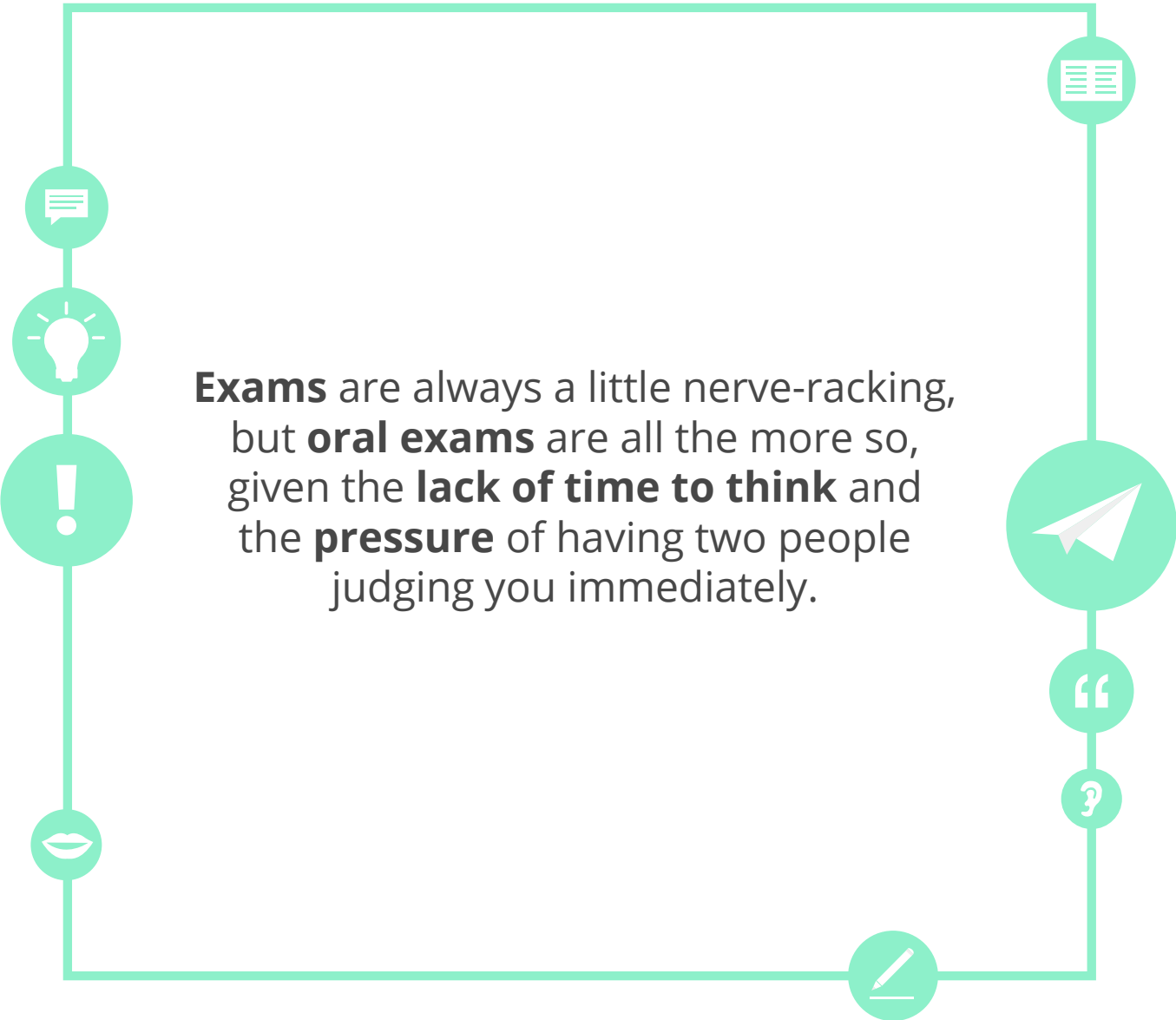




## Goals

- Can identify and explain the challenges of taking an oral exam.
- Can devise a set of strategies for a successful oral exam, especially one taken at short notice and followed by questions.





**Exams** are always a little nerve-racking, but **oral exams** are all the more so, given the **lack of time to think** and the **pressure** of having two people judging you immediately.



## Oral exams

When do you have to take **oral exams** in your country?

When was the **last time** you took one and how did it go?





## Nerves

Do you feel more nervous before an oral exam or a written exam? Why?





## Communication problems



Have you ever had a **problem** with **communication** in an **oral exam**?

What would you do if you **didn't understand** something they asked?



## Generalising

- Here are some **phrases** you can use to **generalise**.

Broadly speaking...

To a great extent...

On the whole...

To a large extent...

By and large...





## Making concessions

- Here are some **phrases** you can use to **make concessions**.

Although I must admit that...	Having said that...
I was under the impression that...	I used to think that... but in fact...
Naturally I assumed that...	It turned out that...





## Giving your opinion

- Here are some **phrases** you can use to **give your opinion**.

Personally I am in favour of...

If you ask me, I think we should...

I am really keen on the idea of...

I reckon...

...seems like the best option to me.





## Buying time

**That's a tricky question.**

**That's a tricky question.** But if you're putting me on the spot then...

**I have never given that a lot of thought.**

**I've never given that a lot of thought,** but it is an interesting topic.

**Well, it's difficult to say really.**

**Well, it's difficult to say really.** Let's start with the obvious part.

**I need a moment to think.**

**I need a moment to think.** Perhaps if I start by recapping the details.



## Making conclusions

- Here are some **phrases** you can use to **conclude**.

- In short...
- All in all...
- And that's about it really.





## Give your opinion

Give your opinion on these issues using some of the phrases from the previous pages.

being a  
vegetarian

travelling by train

wearing a suit to  
work

going for a run  
every day



## Oral exams

In most oral exams, there are two people in the room with you: the examiner who marks you and the interlocutor who asks the questions.  
How do you think having two people in the room affects an exam candidate?





## Oral exams



It is good to prepare some **phrases** and **grammatical structures** (though not whole chunks of language!) before an **oral exam**.

Which grammatical structures do you think you should use in an **advanced exam**?



## Preparing

Some oral exams ask you to prepare a topic in advance while others give the candidate a topic on the day and allow them between 5 and 20 minutes to prepare.

Which format do you prefer? Which do you think is the better test of a candidate? Why?





## Get ready to listen



**The next few pages will focus on your listening comprehension.**





Put these words in the order that you hear them

curse

inscription

rumour

tomb

archaeology

Tutankhamun



## Listening

Were you able to follow the listening clearly? Did you hear any of the phrases which came up in the lesson?





## Topics

Look at the topics below and choose one which you would like to talk about.



the beginning of  
our planet

human evolution

the polar ice caps

sustainability




## Planning a talk

**Spend two or three minutes planning your talk. Write down only the main points in the order you want to mention them, as well as any pieces of vocabulary you want to use.**

Personally I am in favour of...

In short...





## Give your talk

**Now give your talk. Your teacher and classmates will listen and make sure that the talk is clear and easy to follow.**





## Quashing your nerves

Did you feel nervous speaking in front of your teacher and classmates?  
Look at the suggestions below on how to quell your nerves.  
Discuss what works for you and see if you can add some tips of your own.



deep breathing

a piece of  
chocolate



good preparation

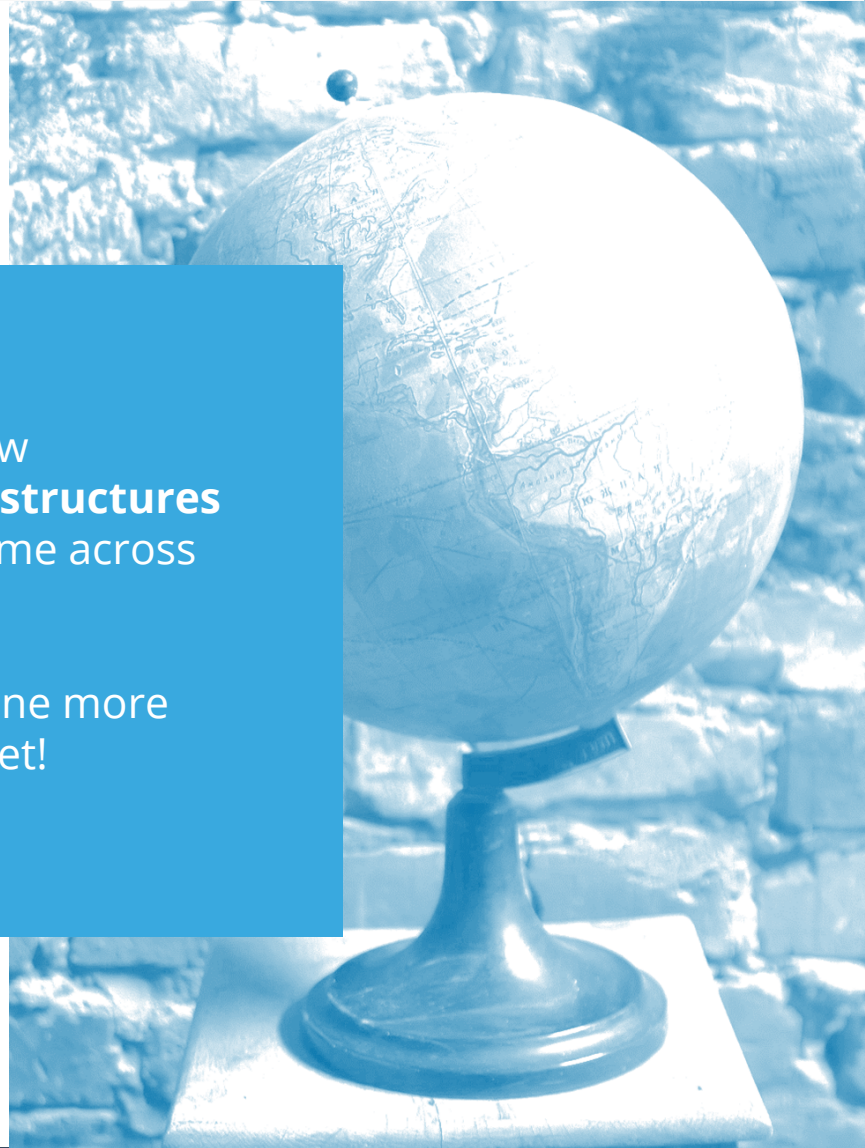
watching a funny  
video



## Reflect on this lesson

Take a moment to review any new **vocabulary, phrases, language structures** or **grammar points** you have come across for the first time in this lesson.

Review them with your teacher one more time to make sure you don't forget!

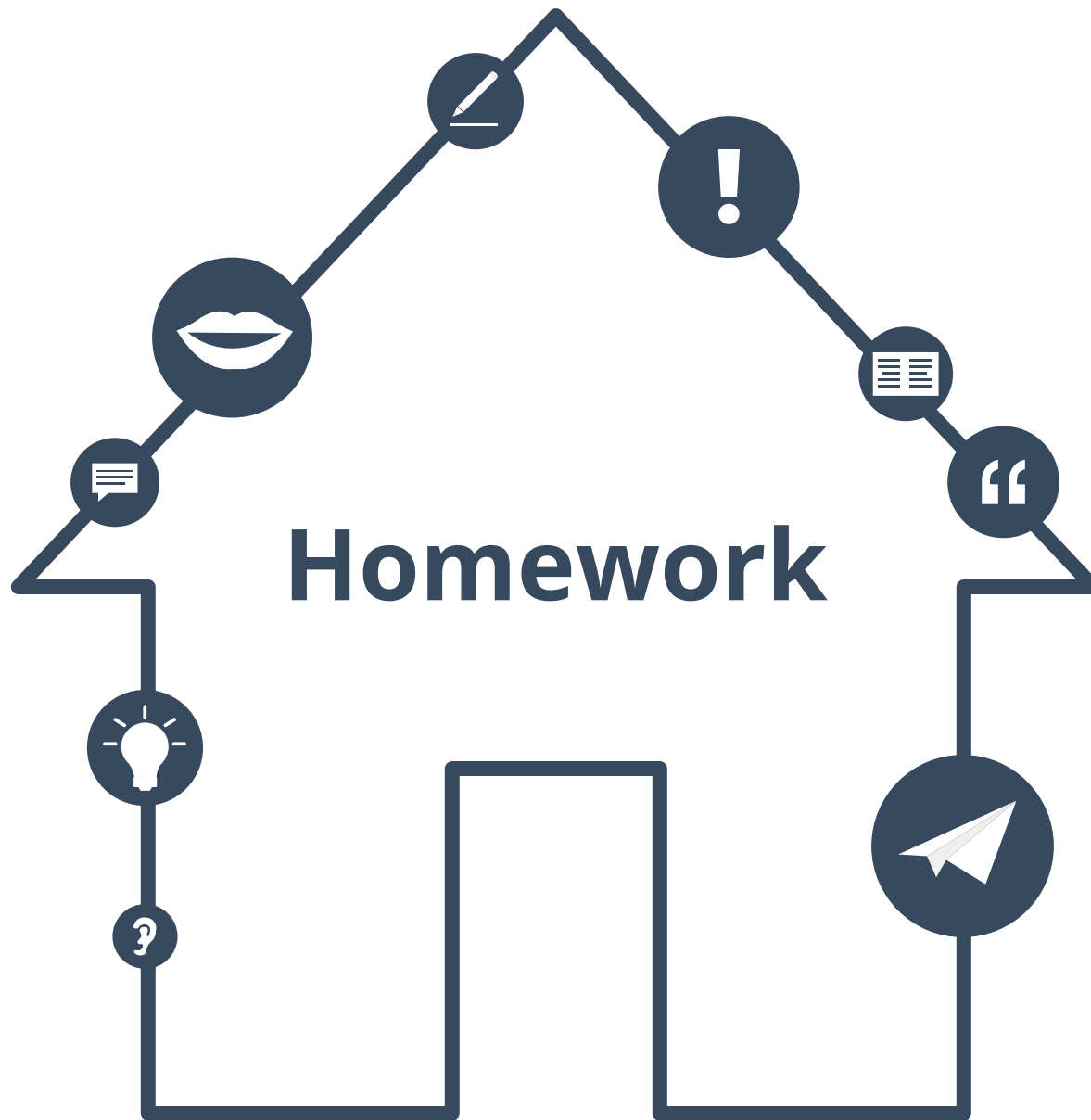




## Transcription

p. 17  
There are many myths surrounding **archaeology**, especially connected with curses. Broadly speaking, a **curse** is often connected to disturbing the dead and bringing doom upon yourself. Although I must admit that I initially didn't believe in the idea of being cursed, upon further investigation I have to say that I have become more convinced. The most famous is the curse of the mummy which surrounds the **tomb** of **Tutankhamun**, possibly the most famous of the ancient Egyptian pharaohs. **Rumour** has it that anyone who enters the tomb will be damned. This all began when an English explorer died shortly after visiting the tomb along with his dog, and the city of Cairo suffered a blackout. There is an **inscription** on the tomb which says that all who enter will be cursed, which added fuel to the fire in spreading the rumour of the curse. In short, there are those who do believe and those who simply see coincidence but, listening to the stories, one could be convinced that it's real.







## Fill in the gaps

1. By and \_\_\_\_\_, people tend to believe what they read in newspapers.
2. In \_\_\_\_\_, there is only one option that we should be considering.
3. I'm really \_\_\_\_\_ on the idea of deep breathing to calm you down.
4. That's a \_\_\_\_\_ question, so I need a moment to think.
5. Personally, I am in \_\_\_\_\_ of banning plastic bags completely.

keen

tricky

large

favour

short



## Making notes

**Choose one of the three remaining topics from p. 19 and make notes as if you were preparing for a talk. Do not spend more than 20 minutes on this task.**

○	
○	
○	
○	
○	
○	
○	
○	
○	
○	
○	
○	
○	
○	
○	
○	
○	



## Homework answer key

### Exercise p. 26

1. large, 2. short, 3. keen, 4. tricky, 5. favour



## About this material



Find out more at  
[www.lingoda.com](http://www.lingoda.com)

This material is provided by

**lingoda**

**lingoda** Who are we?



Why learn English online?



What kinds of English classes do we offer?



Who are our English teachers?



How do our English certificates work?



We also have a language blog!